



# COPA AIRLINES OPERATIONS & INTELLIGENCE TECHNICAL CYBER SECURITY REPORT

## Copa Airlines

June, 2018

Tel: +1 609-651-4246

Tel: +507-836-5355

[Info@glesec.com](mailto:Info@glesec.com)

[www.glesec.com](http://www.glesec.com)

CONFIDENTIAL

## Table of Contents

Table of Contents.....	2
About This Report .....	3
Confidentiality .....	3
Managed Vulnerability Service .....	4
Description by Host .....	5
Vulnerabilities found by severity .....	7
High Risk Level Vulnerabilities .....	7
Medium Risk Level Vulnerabilities .....	8
Low Risk Level Vulnerabilities .....	15
Whole Compiled Recommendations.....	17

CONFIDENTIAL



## About This Report

This report is a companion to the Monthly Operations & Intelligence Executive Report. The purpose of this document is to provide Technical and Tactical level information, detail and recommendations to the extent that can be summarized. GLESEC processes significant amount of data and not all can be presented in a detail report format. For more information you can review the dashboards of the GMP or if necessary contact us at the GLESEC Operation Centers (GOC).

## Confidentiality

GLESEC considers the confidentiality of client's information as a trade secret. The information in this context is classified as:

- Client name and contact information
- System architecture, configuration, access methods and access control
- Security content

All the above information is kept secure to the extent in which GLESEC secures its own confidential information.

CONFIDENTIAL



## Managed Vulnerability Service (MSS-VM)

*The Managed Vulnerability Service (MSS-VM) enables organizations to minimize the risk of vulnerabilities by quickly discovering weaknesses, measuring the potential risk and exposure, reporting, providing remediation information necessary to mitigate those risks on an on-going basis and facilitating reporting and compliance with regulations and best practices.*

In the address range granted by Copa Airlines, we have found a total of 8 hosts, of which 8 are vulnerable. These vulnerabilities are divided into the following severities, as shown in the following table. The total number of vulnerabilities has remained the same as last month. In addition, you can observe the risk value score of your organization according to our metrics.

Total IP's Scanned		IP's Vulnerable		
8		8		
Risk Distribution				
Critical	High	Medium	Low	Total
0	6	17	5	28

According to the metrics:

RV= 0.482142857

The following values are to clarify RV:

RV=1 Points to every IP address in the infrastructure that are susceptible to attacks

RV=0 Points to no IP address in the infrastructure aret susceptible to attacks

RV=0.1 Point to 1/10 IP address in the infrastructure that are susceptible to attack

All the vulnerabilities found in your organization belong to the following categories:

Category ▾	Critical ▾	High ▾	Medium ▾	Low ▾	Total ▾
General		0	14	3	17
Service detection		6	0	0	6
Web Servers		0	2	2	4
Misc.		0	1	0	1

- General (60%).
- Web servers (14%).

- Misc (3.57%).
- Services Detection (21.4%).

Additional details about these vulnerabilities are presented in the Vulnerabilities found in Copa Airlines by severity section of the MSS-VM **on page 7**.

In general, the vulnerabilities for Copa Airlines in this period have been 6 high, 17 medium and 5 Low risks. The vulnerabilities that have already been reported in the previous months, among these vulnerabilities the most relevant are: TLS Version 1.0 Protocol Detection, SSL Version 2 and 3 Protocol Detection, Internet Key Exchange (IKE) Aggressive Mode with Pre-Shared Key, SSL RC4 Cipher Suites Supported (Bar Mitzvah), SSL Certificate Cannot Be Trusted, SSL Medium Strength Cipher Suites Supported. The most advisable thing would be to harden all these, you can find more information about them in the intelligence section for MSS-VM.

The port considered most vulnerable for this period was 443 (HTTPS) followed by 500 (IKE), 123 (NTP), this is due to the fact that many vulnerabilities were found related to the services that are heard and classified as medium risk.

## Description by Host

201.218.212.35 ([https://201.218.212.35/+CSCOE+/logon.html#form\\_title\\_text](https://201.218.212.35/+CSCOE+/logon.html#form_title_text))

200.46.240.137(<https://200.46.240.137/wtouch/wtouch.exe/index?MAC=0&VER=1>)

201.218.212.9 (<https://201.218.212.9/+CSCOE+/logon.html>)

Several vulnerabilities found on this host are stated here:


Internet Key Exchange (IKE) Aggressive Mode with Pre-Shared Key, SSL Certificate Cannot Be Trusted, SSL Certificate Signed Using Weak Hashing Algorithm, SSL Medium Strength Cipher Suites Supported, SSL Self-Signed Certificate, SSL Version 2 and 3 Protocol Detection, SSLv3 Padding Oracle On Downgraded Legacy Encryption Vulnerability (POODLE), TLS Padding Oracle Information Disclosure Vulnerability (TLS POODLE), SSL RC4 Cipher Suites Supported (Bar Mitzvah), F5 BIG-IP Cookie Remote Information Disclosure, Web Application Potentially Vulnerable to Clickjacking. We recommend following the solution procedure for these issues, described in the Vulnerabilities by severity section of this document.


## REPORT FOR:

Copa Airlines

[https://201.218.212.35/+CSCO+/logon.html#form\\_title\\_text](https://201.218.212.35/+CSCO+/logon.html#form_title_text)

← → ↻ 🏠 ⚠ No seguro | [https://201.218.212.35/+CSCO+/logon.html#form\\_title\\_text](https://201.218.212.35/+CSCO+/logon.html#form_title_text)

**CopaAirlines**  Copa Airlines SSL VPN Service

**Ouvrir session**

Saisir votre nom d'utilisateur et mot de passe

AUTHENTICATION:


NOM D'UTILISATEUR :

MOT DE PASSE :

**Ouvrir session**

<https://200.46.240.137/wtouch/wtouch.exe/index?MAC=0&VER=1>

← → ↻ 🏠 ⚠ Not secure | <https://200.46.240.137/wtouch/wtouch.exe/index?MAC=0&VER=1>

**e-Crew** 


Employee Number:  Password:  **Login** [Forgotten your password?](#)

**Welcome to e-Crew**

- Please click [here](#) if you need assistance
- Select language:  
**ESPAÑOL**
- Add e-Crew as your Home page
- Add e-Crew to your favorites

<https://201.218.212.9/+CSCO+/logon.html>

← → ↻ 🏠 ⚠ Not secure | <https://201.218.212.9/+CSCO+/logon.html>

 **SSL VPN Service**

**Login**

Please enter your username and password.

USERNAME:

PASSWORD:

**Login**

CONFIDENTIAL



USA | PANAMA | ARGENTINA | MEXICO | COLOMBIA | PERU | CHILE | ECUADOR  
Tel: +1 (609)-651-4246 / +(507)-836-5355



## Vulnerabilities by severity

The following section will describe in detail each vulnerability found according to their severity.

Many vulnerabilities are related and can be corrected if the correct versions of the protocol are implemented

### *High Risk Level Vulnerabilities*

#### **TLS Version 1.0 Protocol Detection**

##### **Description**

The remote service accepts connections encrypted using TLS 1.0. TLS 1.0 has a number of cryptographic design flaws. Modern implementations of TLS 1.0 mitigate these problems, but newer versions of TLS like 1.1 and 1.2 are designed against these flaws and should be used whenever possible.

PCI DSS v3.2 requires that TLS 1.0 be disabled entirely by June 30, 2018, except for POS POI terminals (and the SSL/TLS termination points to which they connect) that can be verified as not being susceptible to any known exploits.

##### **Affected Systems**

443 / tcp / cisco-ssl-vpn-svr 201.218.212.9201.218.212.35  
443 / tcp / possible\_wls 200.46.240.137ec2-52-3-92-27.compute-1.amazonaws.com  
ec2-52-86-152-128.compute-1.amazonaws.com

##### **Solution**

Enable support for TLS 1.1 and 1.2, and disable support for TLS 1.0.

#### **SSL Version 2 and 3 Protocol Detection**

##### **Description**

The remote service accepts connections encrypted using SSL 2.0 and/or SSL 3.0. These versions of SSL are affected by several cryptographic flaws, including:

1. An insecure padding scheme with CBC ciphers.

## 2. Insecure session renegotiation and resumption schemes.

An attacker can exploit these flaws to conduct man-in-the-middle attacks or to decrypt communications between the affected service and clients.

Although SSL/TLS has a secure means for choosing the highest supported version of the protocol (so that these versions will be used only if the client or server support nothing better), many web browsers implement this in an unsafe way that allows an attacker to downgrade a connection (such as in POODLE). Therefore, it is recommended that these protocols be disabled entirely.

*NIST has determined that SSL 3.0 is no longer acceptable for secure communications. As of the date of enforcement found in PCI DSS v3.1, any version of SSL will not meet the PCI SSC's definition of 'strong cryptography'.*

### Solution

Consult the application's documentation to disable SSL 2.0 and 3.0.  
Use TLS 1.1 (with approved cipher suites) or higher instead.

### Affected Systems

443 / tcp / cisco-ssl-vpn-svr 201.218.212.9

### Medium Risk Level Vulnerabilities

#### Web Application Potentially Vulnerable to Clickjacking

##### Description

The remote web server does not set an X-Frame-Options response header or a Content-Security-Policy 'frame-ancestors' response header in all content responses. This could potentially expose the site to a clickjacking or UI redress attack, in which an attacker can trick a user into clicking an area of the vulnerable page that is different than what the user perceives the page to be. This can result in a user performing fraudulent or malicious transactions.

X-Frame-Options has been proposed by Microsoft as a way to mitigate clickjacking





attacks and is currently supported by all major browser vendors.

Content-Security-Policy (CSP) has been proposed by the W3C Web Application Security Working Group, with increasing support among all major browser vendors, as a way to mitigate clickjacking and other attacks. The 'frame-ancestors' policy directive restricts which sources can embed the protected resource.

### Solution

Return the X-Frame-Options or Content-Security-Policy (with the 'frame-ancestors' directive) HTTP header with the page's response.

This prevents the page's content from being rendered by another site when using the frame or iframe HTML tags.

### Affected Systems

80 / tcp / possible_wls	ec2-52-72-43-239.compute-1.amazonaws.com
443 / tcp / possible_wls	200.46.240.137

### Output

```
The following pages do not use a clickjacking mitigation response header and contain a
clickable event :
- https://200.46.240.137/
```

## F5 BIG-IP Cookie Remote Information Disclosure

### Description

The remote host appears to be an F5 BIG-IP load balancer. The load balancer encodes the IP address of the actual web server that it is acting on behalf of within a cookie. Additionally, information after 'BIGipServer' is configured by the user and may be the logical name of the device. These values may disclose sensitive information, such as internal IP addresses and names.

### Affected Systems

443 / tcp / possible_wls	200.46.240.137
--------------------------	----------------

### Output

```

Cookie      : BIGipServer~AIMS~crew.copa.com.pa=2909608620.47873.0000
IP          : 172.26.109.173
Port        : 443

```

### **Network Time Protocol (NTP) Mode 6 Scanner**

#### **Description**

The remote NTP server responds to mode 6 queries. Devices that respond to these queries have the potential to be used in NTP amplification attacks. An unauthenticated, remote attacker could potentially exploit this, via a specially crafted mode 6 query, to cause a reflected denial of service condition.

#### **Solution**

Restrict NTP mode 6 queries.

#### **Affected Systems**

123 / udp / ntp      200.46.241.161

#### **Output**

```

host by sending an NTP mode 6 query :

'version="4", processor="unknown", system="UNIX", leap=3, stratum=16,
precision=-24, rootdelay=0.000, rootdispersion=271579.829, peer=0,
refid=INIT, reftime=0xDDA4C5EE.4A0D423A, poll=6,
clock=0xDEB92B31.1FD4EF3E, state=4, offset=-2.328, frequency=18.704,
jitter=0.051, noise=0.735, stability=0.025'

```

### **SSL Medium Strength Cipher Suites Supported**

#### **Description**

The remote host supports the use of SSL ciphers that offer medium strength encryption. GLESEC regards medium strength as any encryption that uses key lengths at least 64 bits and less than 112 bits, or else that uses the 3DES encryption suite.

*Note: Reconfigure the affected application if possible to avoid use of medium strength ciphers*

#### **Solution**

Reconfigure the affected application if possible to avoid use of medium strength ciphers.

### Affected Systems

443 / tcp / cisco-ssl-vpn-svr 201.218.212.9, 201.218.212.35  
 443 / tcp / possible\_wls 200.46.240.137, ec2-52-86-152-128.compute-1.amazonaws.com

### Output

```
Here is the list of medium strength SSL ciphers supported by the remote server :

Medium Strength Ciphers (> 64-bit and < 112-bit key, or 3DES)

DES-CBC3-SHA          Kx=RSA          Au=RSA          Enc=3DES-CBC(168)      Mac=SHA1

The fields above are :

{OpenSSL ciphername}
Kx={key exchange}
Au={authentication}
Enc={symmetric encryption method}
Mac={message authentication code}
{export flag}
```

### SSL Certificate Cannot Be Trusted

#### Description

The server's X.509 certificate cannot be trusted. This situation can occur in three different ways, in which the chain of trust can be broken, as stated below:

1. First, the top of the certificate chain sent by the server might not be descended from a known public certificate authority. This can occur either when the top of the chain is an unrecognized, self-signed certificate, or when intermediate certificates are missing that would connect the top of the certificate chain to a known public certificate authority.
2. Second, the certificate chain may contain a certificate that is not valid at the time of the scan. This can occur either when the scan occurs before one of the certificate's 'notBefore' dates, or after one of the certificate's 'notAfter' dates.
3. Third, the certificate chain may contain a signature that either didn't match



the certificate's information or could not be verified. Bad signatures can be fixed by getting the certificate with the bad signature to be re-signed by its issuer. Signatures that could not be verified are the result of the certificate's issuer using a signing algorithm that Nessus either does not support or does not recognize.

4. If the remote host is a public host in production, any break in the chain makes it more difficult for users to verify the authenticity and identity of the web server. This could make it easier to carry out man-in-the-middle attacks against the remote host.

### Solution

Purchase or generate a proper certificate for this service.

### Affected Systems

443 / tcp / cisco-ssl-vpn-svr 201.218.212.9

### Output

```
The following certificate was at the top of the certificate
chain sent by the remote host, but it is signed by an unknown
certificate authority :
```

```
| -Subject : CN=201.218.212.9
| -Issuer  : CN=201.218.212.9
```

### SSL Certificate Signed Using Weak Hashing Algorithm

#### Description

The remote service uses an SSL certificate chain that has been signed using a cryptographically weak hashing algorithm (e.g. MD2, MD4, MD5, or SHA1). These signature algorithms are known to be vulnerable to collision attacks. An attacker can exploit this to generate another certificate with the same digital signature, allowing an attacker to masquerade as the affected service.

*Note that this plugin reports all SSL certificate chains signed with SHA-1 that expire after January 1, 2017 as vulnerable. This is in accordance with Google's gradual*

*sunsetting of the SHA-1 cryptographic hash algorithm.*

**Solution**

Contact the Certificate Authority to have the certificate reissued.

**Affected Systems**

443 / tcp / cisco-ssl-vpn-svr 201.218.212.9

**Output**

```
The following certificates were part of the certificate chain sent by
the remote host, but contain hashes that are considered to be weak.
```

```
| -Subject           : CN=201.218.212.9
| -Signature Algorithm : SHA-1 With RSA Encryption
| -Valid From        : Aug 11 05:10:16 2017 GMT
| -Valid To          : Aug 09 05:10:16 2027 GMT
```

**SSLv3 Padding Oracle On Downgraded Legacy Encryption Vulnerability(POODLE)****Description**

The remote host is affected by a man-in-the-middle (MitM) information disclosure vulnerability known as POODLE. The vulnerability is due to the way SSL 3.0 handles padding bytes when decrypting messages encrypted using block ciphers in cipher block chaining (CBC) mode.

MitM attackers can decrypt a selected byte of a cipher text in as few as 256 tries if they are able to force a victim application to repeatedly send the same data over newly created SSL 3.0 connections.

As long as a client and service both support SSLv3, a connection can be 'rolled back' to SSLv3, even if TLSv1 or newer is supported by the client and service.

The TLS Fallback SCSV mechanism prevents 'version rollback' attacks without impacting legacy clients; however, it can only protect connections when the client and service support the mechanism. Sites that cannot disable SSLv3 immediately should enable this mechanism.

This is vulnerability in the SSLv3 specification, not in any particular SSL

CONFIDENTIAL

implementation. Disabling SSLv3 is the only way to completely mitigate the vulnerability.

*Note: Services that must support SSLv3 should enable the TLS Fallback SCSV mechanism until SSLv3 can be disabled.*

### Solution

Disable SSLv3.

### Affected Systems

443 / tcp / cisco-ssl-vpn-svr 201.218.212.9

### Output

```
cipher suite, indicating that this server is vulnerable.
```

```
It appears that TLSv1 or newer is supported on the server. However, the  
Fallback SCSV mechanism is not supported, allowing connections to be "rolled  
back" to SSLv3.
```

### Internet Key Exchange (IKE) Aggressive Mode with Pre-Shared Key

#### Description

The remote Internet Key Exchange (IKE) version 1 service seems to support Aggressive Mode with Pre-Shared key (PSK) authentication. Such a configuration could allow an attacker to capture and crack the PSK of a VPN gateway and gain unauthorized access to private networks.

#### Solution

1. Disable Aggressive Mode if supported.
2. Do not use Pre-Shared key for authentication if it's possible.
3. If using Pre-Shared key cannot be avoided, use very strong keys.
4. If possible, do not allow VPN connections from any IP addresses.

*Note that this plugin does not run over IPv6.*

### Affected Systems

500 / udp / ike 201.218.212.9

*Low Risk Level Vulnerabilities***SSL RC4 Cipher Suites Supported (Bar Mitzvah)****Description**

The remote host supports the use of RC4 in one or more cipher suites.

The RC4 cipher is flawed in its generation of a pseudo-random stream of bytes so that a wide variety of small biases are introduced into the stream, decreasing its randomness.

If plaintext is repeatedly encrypted (e.g., HTTP cookies), and an attacker is able to obtain many (i.e., tens of millions) ciphertexts, the attacker may be able to derive the plaintext.

**Solution**

Reconfigure the affected application, if possible, to avoid use of RC4 ciphers. Consider using TLS 1.2 with AES-GCM suites subject to browser and web server support.

**Affected Systems**

443 / tcp / possible\_wls ec2-52-86-152-128.compute-1.amazonaws.com

**Output**

```
List of RC4 cipher suites supported by the remote server :

High Strength Ciphers (>= 112-bit key)

ECDHE-RSA-RC4-SHA      Kx=ECDH      Au=RSA      Enc=RC4(128)      Mac=SHA1
RC4-MD5                Kx=RSA       Au=RSA      Enc=RC4(128)      Mac=MD5
RC4-SHA                Kx=RSA       Au=RSA      Enc=RC4(128)      Mac=SHA1

The fields above are :

{OpenSSL ciphername}
Kx={key exchange}
Au={authentication}
Enc={symmetric encryption method}
Mac={message authentication code}
{export flag}
```

**Affected Systems**

443 / tcp / cisco-ssl-vpn-svr 201.218.212.9

**Output**

CONFIDENTIAL



```

List of RC4 cipher suites supported by the remote server :

High Strength Ciphers (>= 112-bit key)

RC4-SHA          Kx=RSA      Au=RSA      Enc=RC4(128)      Mac=SHA1

The fields above are :

{OpenSSL ciphername}
Kx={key exchange}
Au={authentication}
Enc={symmetric encryption method}
Mac={message authentication code}
{export flag}

```

### **Web Server Transmits Cleartext Credentials**

#### **Description**

The remote web server contains several HTML form fields containing an input of type 'password' which transmit their information to a remote web server in cleartext.

An attacker eavesdropping the traffic between web browser and server may obtain logins and passwords of valid users.

#### **Solution**

Make sure that every sensitive form transmits content over HTTPS.

#### **Affected Systems**

8080 / tcp / possible_wls	ec2-52-72-43-239.compute-1.amazonaws.com
80 / tcp / possible_wls	ec2-52-72-43-239.compute-1.amazonaws.com

#### **Output**

```

Page : /examples/jsp/security/protected/index.jsp
Destination Page: /examples/jsp/security/protected/j_security_check

Page : /examples/jsp/security/protected
Destination Page: /examples/jsp/security/j_security_check

```

The low level vulnerabilities are related to the weak cipher suites such as RC4, RSA and also related to errors in SSL certificates.

CONFIDENTIAL



## Whole Compiled Recommendations

GLESEC recommends for Copa Airlines to address the following

1. Take immediate actions to the detailed recommendations in this report.
2. Enable support for TLS 1.1 and 1.2, and disable support for TLS 1.0.
3. Certificates that can be trusted or SSL Certificate Chain contains RSA keys less than 2048 bits should be corrected.
4. SSL medium Strength cipher suites should not be allowed for SSL connections.
5. Restrict NTP 6 mode queries to prevent unauthorized remote access.
6. We recommend applying the most recent patches for your endpoints, since we have identified that 56% of the devices used for the TAS service have outdated software installed.
7. It is recommended to review the host with IP 201.218.212.9, which is presenting an Internet Key Exchange (IKE) vulnerability Aggressive Mode with Pre-Shared Key.
8. It is recommended to review the host configuration with IP 52.72.43.239, which this month is not generating any type of event, but it is recognized that it is active within the IP range presented by COPA.

CONFIDENTIAL





USA-ARGENTINA-PANAMA  
México-Perú-Brasil- Chile

Tel: +1 609-651-4246  
Tel: +507-836-5355

[Info@glesec.com](mailto:Info@glesec.com)

[www.glesec.com](http://www.glesec.com)