



OPERATIONS & INTELLIGENCE CYBER SECURITY REPORT

Inspira Health Network

April, 2018

Tel: +1 609-651-4246

Tel: +507-836-5355

Info@glesec.com

www.glesec.com

CONFIDENTIAL

Table of Contents

About This Report	3
Scope of this Report.....	4
Executive Summary.....	5
Recommendations	13
Intelligence Section Per Service Module	14
Cyber Security Operations	31
Definitions	35

CONFIDENTIAL



About This Report

The purpose of this document is to report on the “state” of security for your organization. It must be noted that GLESEC bases its information analysis on the services under contract. The information generated by these services is then aggregated, correlated and analyzed. The more complete the set of services under contract the more accurate and complete the results will be.

The report is organized in three parts; the first is the Executive Summary with recommendations (as necessary or applicable), the second is the Intelligence Section with more detail information and analysis dashboards and the last is Operational Section with status of the services and counter-measures under contract, tickets for change management and incidents reported and consulting activity for the month.

We at GLESEC believe that information security is a holistic and dynamic process that requires on-going research and follow up and should be handled with the right tools, systems, processes, skill personnel and focus attention. The process is dynamic due to the constant discovery of new security vulnerabilities and exploits, the proliferation of hacking tools that make it easier for script-kiddies with minimal knowledge to cause damage. The increase in malware, phishing, insider threats, espionage, organized crime, intellectual property theft, and hacktivism are the very cause of information security exposure and are most commonly driven by financial gain. GLESEC’s outsourcing services, based on its proprietary TIPTM platform portfolio provide the ideal response to the above.

Confidentiality

GLESEC considers the confidentiality of client’s information as a trade secret. The information in this context is classified as:

- Client name and contact information
- System architecture, configuration, access methods and access control
- Security content

All the above information is kept secure to the extent in which GLESEC secures its own confidential information.

CONFIDENTIAL



Scope of this Report

GLESEC Contracted Services Table

This table list of GLESEC TIP™ services and indicate which are contracted and the corresponding service expiration dates of the contracts.

Type	Service	Contracted?	Service Expiration
Threat Mitigation	MSS-APS	YES	12/31/2018
Threat Mitigation	MSS-APS-SSL		
Threat Mitigation	MSS-APS-PS		
Threat Mitigation	MSS-APFW		
Vulnerability Testing	MSS-VME	YES	12/31/2018
Vulnerability Testing	MSS-VMI		
Compliance	MSS-EPS		
Threat Mitigation	MSS-SIEM		
Risk assessment	MSS-BAS		
Threat Mitigation	MSS-EIR		
Threat Mitigation	MSS-UTM		
Threat Mitigation	MSS-INT		
Access Control	MSS-TAS		

CONFIDENTIAL



Executive Summary

This report corresponds to the period from April, 2018.

The following table describes the major categories that GLESEC has identified to report on the state-of-security of its member-clients. The categories in the table below are based on risk-management methodology. This is a principal foundational aspect of GLESEC.

	RISK / RIESGO
	VULNERABILITIES / VULNERABILIDADES • MSS-VM Service
	THREATS / AMENAZAS • MSS-APS; MSS-EPS; MSS-SIEM; MSS-EIR; MSS-UTM
	ASSETS / ACTIVOS • MSS-VM; MSS-EPS
	COMPLIANCE / CUMPLIMIENTO • MSS-EPS
	SECURITY VALIDATION / VALIDACION • MSS-BAS
	TRUSTED ACCESS / ACCESS CON CONFIABILIDAD • MSS-TAS

CONFIDENTIAL

RISK

Risk management is the ongoing process of identifying, assessing, and responding to risk. To manage risk, organizations should understand the likelihood that an event will occur and the resulting impact. With this information, organizations can determine the acceptable level of risk for delivery of services and can express this as their risk tolerance. The NIST Cyber-Security Framework

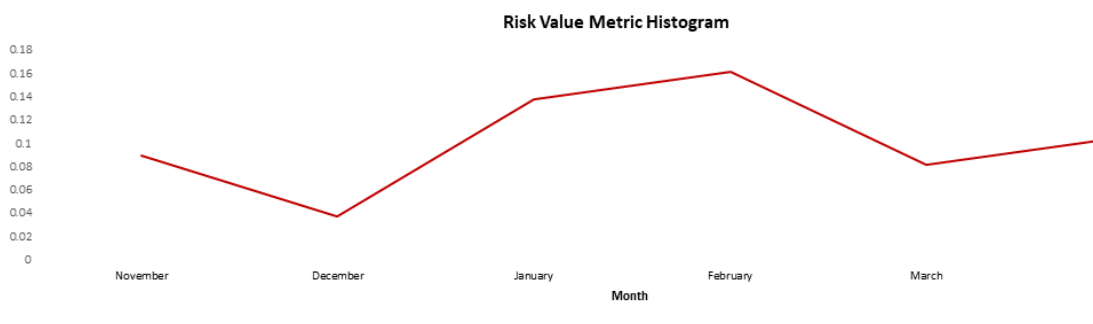
One of GLESEC's foundational columns is basing all its activities to support RISK determination and mitigation. What any organization should want to know is what is their level of RISK, and in this case in particular to cyber-security. Cyber-Security RISK has a direct impact to the business and as such is of paramount importance to the Board and Management of the company.

We at GLESEC measure RISK through a number of perspectives and using several of



the TIP™ platform portfolio of services. The MSS-VM or Managed Vulnerability Service provides us with one view, how weak are the systems of the organization. The MSS-BAS provides us a view of how weak are the defenses of the organization to the latest threats. The MSS-APS, MSS-SIEM, MSS-UTM, MSS-EIR, MSS-EPS provides us with attack information both internal and external, DDOS, Malware, Ransomware and other attack vector information as well as provide protection level services. The MSS-EPS also provides us RISK level information for non-compliance with internal or external requirements and/or regulations. All in all a variety of services provide us with different views and together we have the most complete view of our client's security posture.

The RISK VALUE METRIC histogram below represents the changes in the Vulnerability based Risk Value Metric over the past six months.



For this period, no critical or high-risk vulnerabilities were found. However, the medium risk vulnerabilities increased to 35 compared to last month. These vulnerabilities should not be overlooked and should be remedied as soon as possible.

The risk value for this month is considered medium level. It is important to mention that on the following logical addresses we were able to find some of the same vulnerabilities than in previous month:

https://170.75.32.15/+CSCOE+/logon.html#form_title_text, <https://170.75.49.35/owa/auth/logon.aspx?replaceCurrent=1&url=https%3a%2f%2f170.75.49.35%2fowa%2fhttps://170.75.33.4/euweb/login>

VULNERABILITIES

GLESEC's MSS-VM(E/I) service is used to conduct two weekly testing to external and/or internal systems (depending on the options of the contracted service). Of the two tests performed weekly, one is to test for discovery of assets on the

CONFIDENTIAL



network and the other to test for vulnerabilities. The external testing is performed from GLESEC' cloud platform and the internal is conducted with the GLESEC Multi-security Appliance (GMSA).

Vulnerabilities are weaknesses that if exploited can compromise the organization and as such are a component of RISK for the organization. If there are vulnerabilities and also threats there is RISK that the organization can be impacted. The vulnerabilities reported by GLESEC should be considered all important and addressed according to the priority (Critical, High, Medium and Low). An effective process is to work with the GLESEC provided information and GLESEC consulting team to address the recommendations provided in a systematic and continuous way. Progress can be determined by the weekly testing.

In general, Inspira Health Network vulnerabilities in this period have been medium and low; It was discovered that 64 of the 18 hosts analyzed have at least one problem of vulnerability, 35 at medium risk, 16 at low risk. Most hosts are vulnerable supports the use of SSL encryption that offers medium intensity encryption. GLESEC considers the average resistance as any encryption that uses key lengths of at least 64 bits and less than 112 bits, or uses the 3DES encryption set. It is considerably easier to ignore the medium intensity encryption if the attacker is in the same physical network; other vulnerabilities were SSLv3 Padding Oracle in degraded degraded inherited vulnerability (POODLE) and RC4 SSL encryption suites (Bar Mitzvah).

The ports considered most vulnerable for this period were 25(SMTP), 443(HTTPS), and 500(IKE). This is due to the fact that many vulnerabilities were found that are related to them and are classified at a medium severity level.

Risk Value Metric

GLESEC utilizes a metric to provide a way to quantify the vulnerabilities based risk of an organization. This metric is to measure the relative value of vulnerabilities and also the record of change over time.

It is important to mention that this metric considers a median value for the vulnerabilities classified as "critical", "high", "medium" and "low", giving them a weight of 100%, 75%, 50% and 10% respectively.

This takes into consideration all of the vulnerabilities, but is important to point out that this values (100%, 75%, 50% and 10%) are arbitrarily chosen by us, so this measure can in time change as we understand more of the risks involved. We can



REPORT FOR:

Inspira Health Network

use this metric to evaluate the progress in time and to compare one over the other using a common amount set.

The following external network ranges 170.75.48.0/20,170.75.32.0/20 for Inspira Health Network were scanned for vulnerabilities.

The following table indicates the external vulnerability metric.

Total IP's Scanned				IP's Vulnerable	
64				18	
Risk Distribution					
Critical	High	Medium	Low	Total	
0	0	35	16	51	

According to the metrics:

RV= 0.105330882

The following values are to clarify RV:

RV=1 Points to every IP address in the infrastructure that are susceptible to attacks

RV=0 Points to no IP address in the infrastructure aret susceptible to attacks

RV=0.1 Point to 1/10 IP address in the infrastructure that are susceptible to attacks

External listing of vulnerabilities by condition:

host-ip	count
170.75.32.15	4
170.75.33.4	2
170.75.33.58	5
170.75.33.105	1
170.75.33.114	1
170.75.33.118	1
170.75.33.122	1
170.75.33.129	2
170.75.33.136	6
170.75.33.139	6

The following table provides a comparison of persistent external vulnerabilities of the current month and previous month.

CONFIDENTIAL



REPORT FOR:

Inspira Health Network

host-ip	Previous Month	Current Month
170.75.32.15	4	4
170.75.33.104		1
170.75.33.109	1	
170.75.33.118	3	
170.75.33.119		2
170.75.33.129	1	
170.75.33.131	3	
170.75.33.132	1	2
170.75.33.133		4
170.75.33.139	6	6
170.75.33.142		3
170.75.33.167	1	
170.75.33.4	2	3
170.75.33.51		1
170.75.49.35	6	6

Please view Recommendations for more details. This can be seen on the GLESEC MEMBER PORTAL (GMP).

Vulnerability Categories

The following table indicates the categories that we use for vulnerabilities as a way to provide context to them and facilitate the prioritization of how to handle remediation.

Preliminary Analysis	Firewalls	Network Devices
SMB/NetBIOS	SSH Servers	Malformed Packets
Simple Network Services	Mail Servers	Proxy Servers
Policy Checks	SQL Servers	Wireless AP
Web Servers	FTP Servers	Webmail Servers
RPC Services	Server Side Scripts	NFS Services
Backdoors	SNMP Services	Printers
Encryption and Authentication	DNS Servers	

Based on the above the following table shows a matrix of the total external vulnerabilities by category.

Category	Critical	High	Medium	Low	Total
General			28	8	36
Service detection			6	1	7
Web Servers			0	4	4
Misc.			0	3	3
Windows			1	0	1

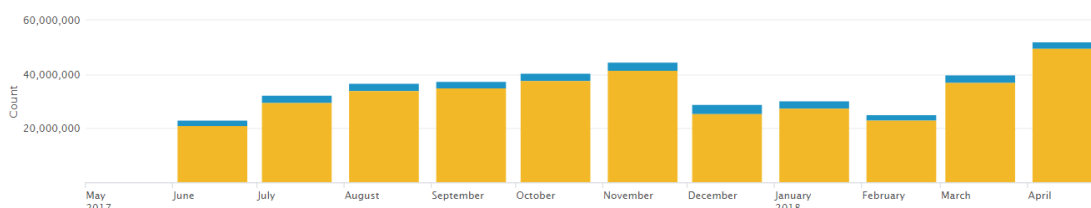
CONFIDENTIAL



THREATS

GLESEC uses its MSS-APS, MSS-EPS, MSS-SIEM, MSS-EIR and MSS-UTM to determine threat intelligence activity.

The Threats as reported by the MSS-APS, MSS-EPS, MSS-SIEM, MSS-EIR, MSS-UTM for this month are Scanning, Behavioral DoS and Access. All these threats were identified and dropped.



This month we are seeing an increase in attack activity from prior month of about 34% and a decrease in critical attacks from prior month of about 8%.

Most of the attacks are more than an hour and less than a minute and they target multiple ports. The port 8545 is targeted for scans very frequently, if it is not a necessity to leave it open it would be advisable to close or filter it from traffic from the outside. Ports 1433 and 3389 are also targets for scanners, this ports correspond to SQL Server and IANA registered for Microsoft WBT Server, used for Windows Remote Desktop and Remote Assistance connections (RDP - Remote Desktop Protocol) respectively. All these examples should only be open to the internet if strictly necessary.

Most of the attacks seem to be of reconnaissance (scanning). About 88.18% of the attacks for this month came from scanning which can be considered reconnaissance and it is what precedes further attacks.

The attacks are, for the most part, from the Russian Federation (47%), United States (18%) and the Chile (11.7%) as the three main sources. Among others, we were able to recognize TCP-Scans, TCP-SYN Network floods IPv4 and Ping Sweeps; all the mentioned before are typical probing techniques which means attackers are always searching for new opportunities.

Based on the information gathered from the security countermeasures during this period 49,757,419 attacks on Inspira Health Network; 2,429,238 of which were considered critical were all stopped by the GLESEC managed security countermeasures.

CONFIDENTIAL



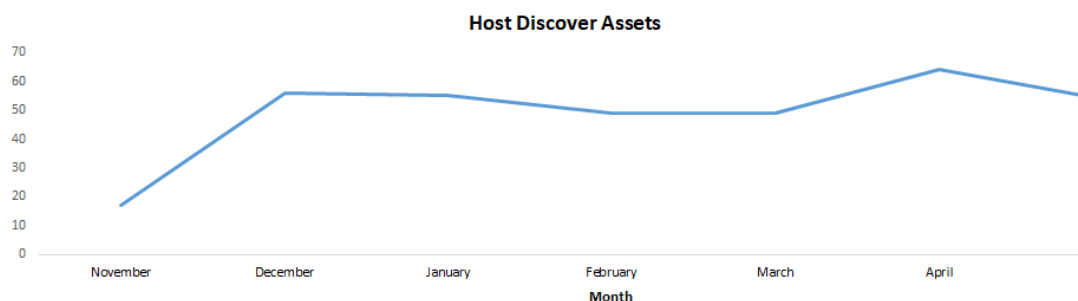
Inspira Health Network receives an average of 31,705,566 total attacks and 2,579,726 critical attacks on a monthly basis. This equates to an average of 1,096,203 total daily attacks and 89,193 critical daily attacks.

ASSETS

The MSS-VM(E/I), MSS-EPS conduct weekly testing. The MSS-VM(E/I) identify network assets while the MSS-EPS identify applications. Depending on the contracted services is the listing that can be provided of system or application assets.

We believe that we cannot protect what we don't know and to know the assets (systems and applications) is critical to having a sound cyber security practice. Therefore we encourage you to verify the information that we provide and let us know if anything is suspicious or just not right. We can work with your organization to create a baseline that can be used to identify deviations. Please contact our GOC for assistance in this matter.

The following histogram shows the past six-month total of number of systems discovered in the perimeter of your organization.



Knowing what's on your network is extremely important. Our monitoring team at our GOC, has been keeping track of all these host discovery results.

COMPLIANCE

The MSS-EPS or Managed End Point Security Service is a Compliance and Remediation Service. For compliance we understand the testing, monitoring and alerting of deviations of the parameters of all "hosts" and "servers" in the organization from established baselines. These baselines can be created to support specific outside requirements or internal best-practice guidelines. The MSS-EPS can monitor deviations to these baselines and also "enforce" compliance with these.

CONFIDENTIAL



The services that provide us with information for this section have not been contracted

CYBER SECURITY VALIDATION

Security Validation implies the validation of the entire security by conducting testing with simulated attacks. This is conducted with the Managed Breach Attack Simulation Service (MSS-BAS). The MSS-BAS is a collection of advanced pre-exploitation, post-exploitation and awareness testing services. The testing is on real targets based on simulated attacks; therefore these provide conclusive (no false positive) results. The different attack vectors test the organization's configurations, countermeasures, implementations and ability to respond in a continuous fashion producing valuable intelligence and recommendations.

The services that provide us with information for this section have not been contracted.

TRUSTED ACCESS

The new IT model brings with it a greater attack surface, comprised by employees that use their own devices for work, while working remotely. The proliferation of cloud applications for nearly every business need has also contributed to increased technical complexity. These days, attackers can expose much different vulnerability in multiple vectors — in a single attack. Traditional security is designed to address separate, siloes attacks, making these solutions ineffective against modern threats. These new threats center on gaining remote access to your apps and data — whether it's with stolen passwords or exploited known vulnerabilities targeting your users, their out-of-date devices, cloud applications and remote access software.

The Managed Trusted Access Service (MSS-TAS) is a holistic security service to (a) ensure that the users' access is trusted (valid user) and (b) the devices used by the user to authenticate meet the organization's security standards.

The services that provide us with information for this section have not been contracted.

CONFIDENTIAL



Recommendations

GLESEC recommends for Inspira Health Network to address the following:

1. Take action on every recommendation mentioned on this section
2. Only allow web access to Inspira Health Network servers through TLS 1.2 or higher, this practice may solve several vulnerabilities. In order for this to work properly on both ends, web browsers should be updated to the latest versions.
3. SSL certificate not trusted or expired should be corrected by requesting and uploading a new valid certificate that is issued to target domain.
<https://170.75.33.4/euweb/login>.
4. We strongly recommend to close or filter all ports on servers that are not in use, have not been configured properly or hardened yet, but can be reached from the internet. These servers can be used as a point of access for attackers and once they are in, escalate privileges or move laterally within the local network. For more information on this please contact GOC.

CONFIDENTIAL



Intelligence Section Per Service Module

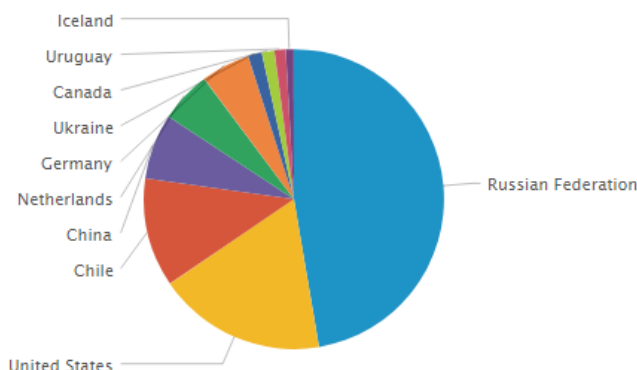
MANAGED ATTACK PROTECTION SERVICE (MSS-APS) SECURITY INTELLIGENCE SECTION

The MSS-APS is a comprehensive Managed Attack Protection Service that provides protection against: Directed or automated intrusion attacks, DDOS attacks, Internal and external attacks, network-based level attacks, encrypted attacks, attacks to cloud based services, attacks that can consume the bandwidth of the Internet Service Providers to your organization. The service responds to Risk of lack of availability for critical systems due to a DDOS attack, Risk of data leakage due to an intruder, Risk of loss of funds due to an intruder, Risk of corporate image tainting thru a defacement of organization public sites.

The purpose of this section is to highlight intelligence gathered from the services under contract as well as outside sources such honeypots, known malicious sources, vulnerability databases, relationships with CERT and CSIRT teams that GLESEC possesses, together with various other threat feeds.

The following graphs are dashboards generated by GLESEC's TIP™ platform. These dashboards are representative of metrics for this service.

The distribution of attack sources can be seen in the following chart.

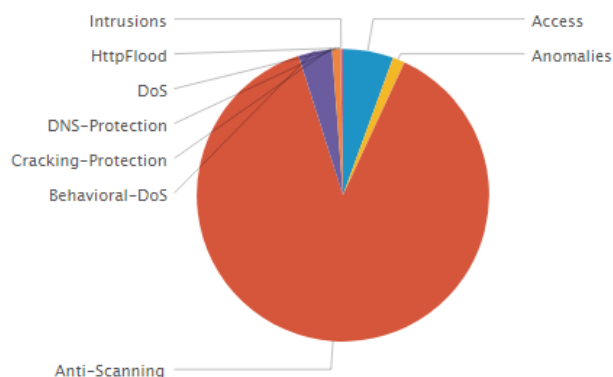


The distribution of attacks per type can be seen in the following diagram.

CONFIDENTIAL

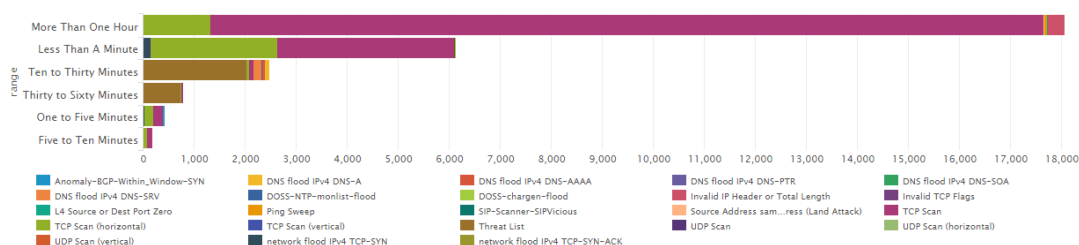
REPORT FOR:

Inspira Health Network



Duration

Attack duration for specific categories for this report period is illustrated below.



Bandwidth

The following table presents the traffic dropped by category.

category	Kbps
Anti-Scanning	175183083
DNS-Protection	171150760
Access	143927233
Behavioral-DoS	101129784
Anomalies	12259680
Intrusions	622075
DoS	274244
Cracking-Protection	163

*Please view the Bandwidth Information, and Graph: Bandwidth by Blocked Threat Category by Hour of Day and Graph: Top Attacks Blocked by Bandwidth and Graph: Attack Categories Blocked by Bandwidth available in the Security Intelligence section of the report.

Port Activity

The advanced intrusion detection and prevention capabilities offered by the DefensePro IPS NBA, DoS and Reputation Service provides maximum protection for

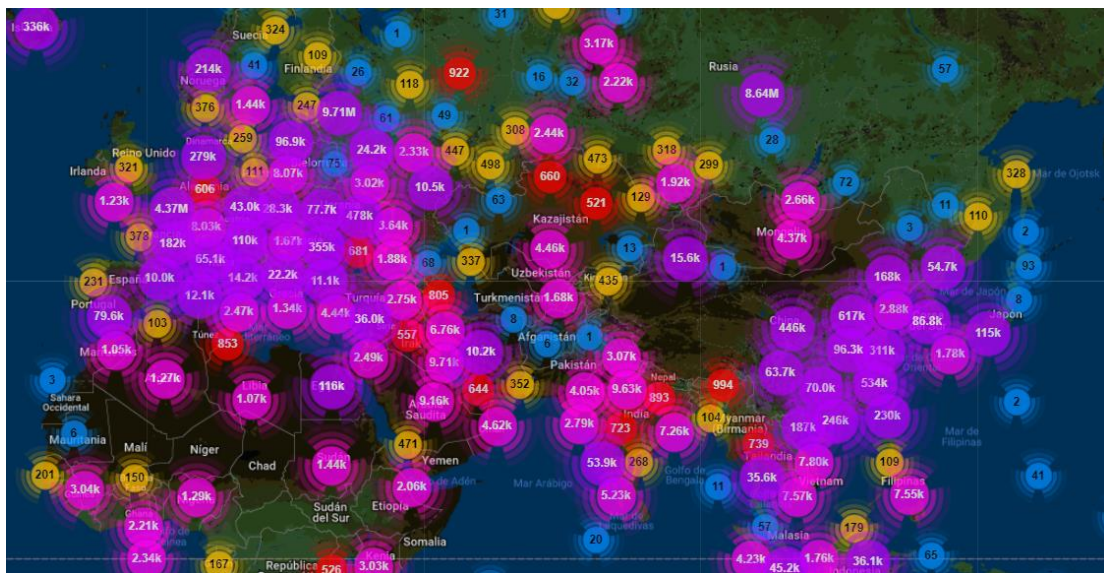


network elements, hosts and applications. It is composed of different application-level protection features to prevent intrusion attempts such as worms, Trojan horses and single-bullet attacks, facilitating complete and high-speed cleansing of all malicious intrusions.

The DefensePro assisted in preventing attacks directed at network and server level which were directed at well-known port numbers as seen in the following diagram.

Port number information utilized is based on IANA Service Name and Transport Protocol Port Number Registry and additional outside sources are used to illustrate the relationship to commonly exploited attacks vectors.

The vast majority of attacks on Inspira Health Network originated geographically from the following countries as seen in the attached diagram. Some results do not include location information that allows map plotting.



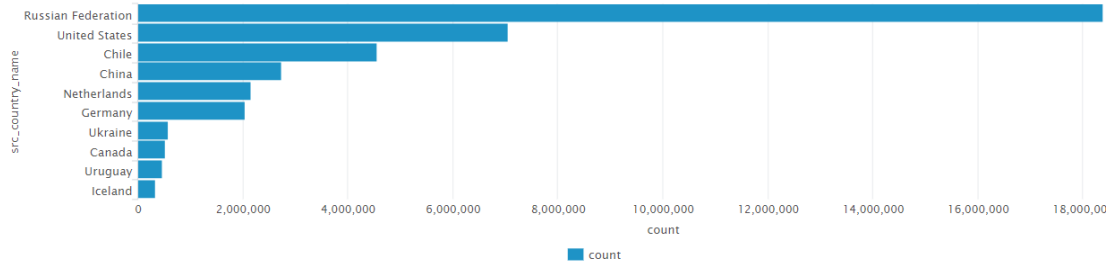
Graph: Top 10 Attacking Countries Blocked

This report provides the count of total attacks blocked by country.

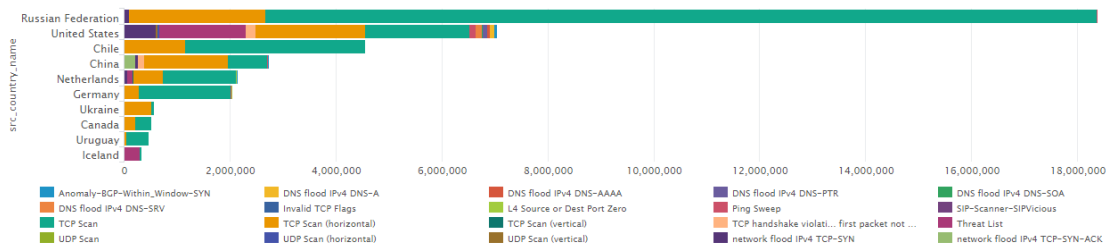
CONFIDENTIAL

REPORT FOR:

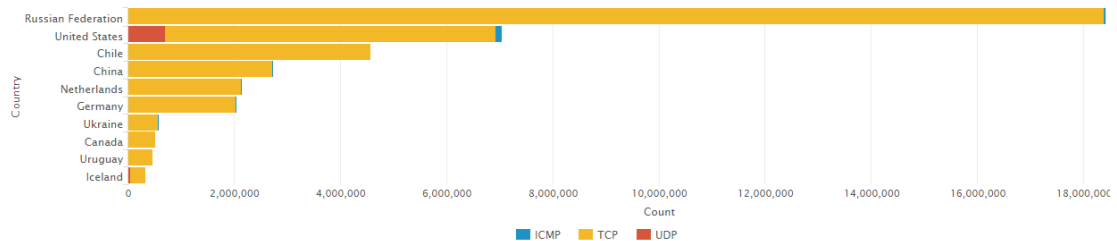
Inspira Health Network



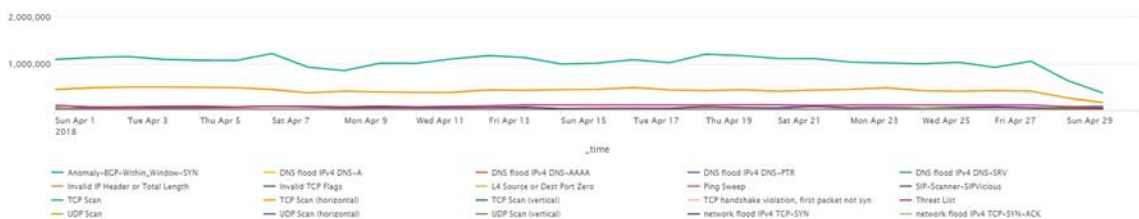
Graph: Top 10 Attacking Countries Blocked by Attack Type
This report provides the count of total attacks types blocked by country



Graph: Top 10 Attacking Countries Blocked by Protocol
This report provides the count of attack protocols blocked by country



Graph: Attacks Types Blocked by Week
This report provides the count of attacks blocked by week

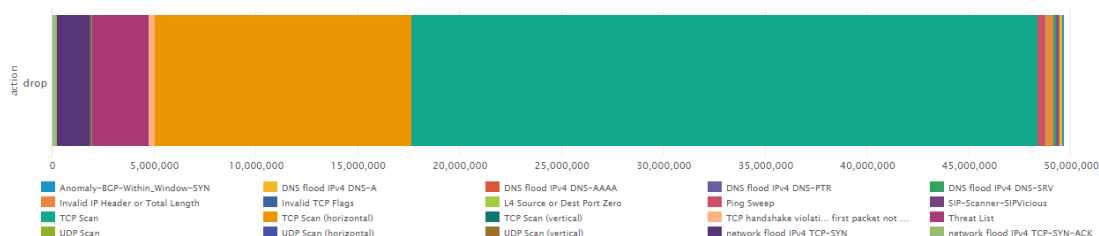


Graph: Attacks Denied

CONFIDENTIAL



This report provides the count of total denied attacks along with network security rule.



Port Information

Port Information: Port 80 (http), Port 1443 (ms-sql), Port 8080 (https-alt), Port 3306 (mysql) Commonly scanned in order to attack web servers. SQL injection is currently the most common form of web site attack in that web forms are very common, often they are not coded properly and the hacking tools used to find weaknesses and take advantage of them are commonly available online. This kind of exploit is easy enough to accomplish that even inexperienced hackers can accomplish mischief. However, in the hands of the very skilled hacker, a web code weakness can reveal root level access of web servers and from there attacks on other networked servers can be accomplished. Structured Query Language (SQL) is the nearly universal language of databases that allows the storage, manipulation, and retrieval of data. Databases that use SQL include MS SQL Server, MySQL, Oracle, PostgreSQL, MongoDB, Access and Filemaker Pro and these databases are equally subject to SQL injection attack.

Web based forms must allow some access to your database to allow entry of data and a response, so this kind of attack bypasses firewalls and endpoint defenses. Any web form, even a simple logon form or search box, might provide access to your data by means of SQL injection if coded incorrectly.

OWASP Top 10 lists A1-Injection as the greatest threat and defines this category as: Injection flaws, such as SQL, OS, and LDAP injection occur when untrusted data is sent to an interpreter as part of a command or query. The attacker's hostile data can trick the interpreter into executing unintended commands or accessing data without proper authorization.

A SQL injection attack consists of insertion or "injection" of a SQL query via the input data from the client to the application. A successful SQL injection exploit can read sensitive data from the database, modify database data (Insert/Update/Delete), execute administration operations on the database (such as shutdown the DBMS), recover the content of a given file present on the DBMS file system and in some cases issue commands to the operating system. SQL injection attacks are a type of

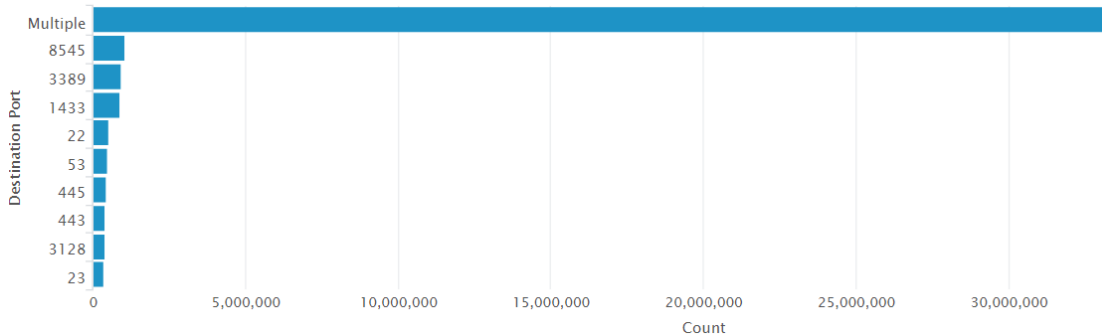
REPORT FOR:

Inspira Health Network

injection attack, in which SQL commands are injected into data-plane input in order to effect the execution of predefined SQL commands.

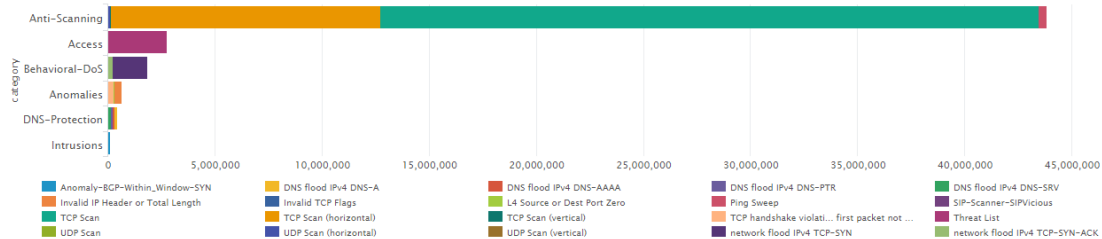
Graph: Attacks Blocked by Destination Port

This report provides information on the total number of attacks blocked that were attempted on which port and for how many times.



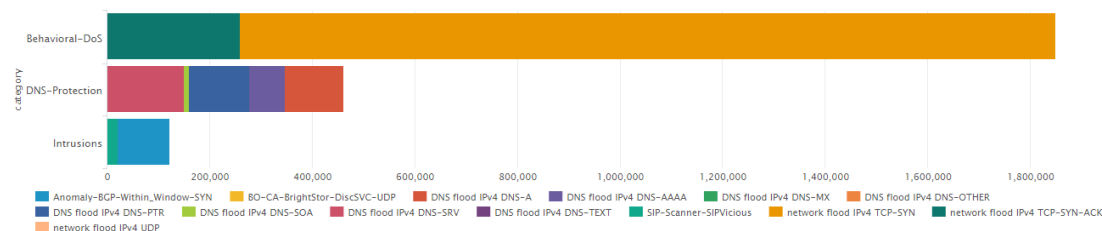
Graph: Attacks Blocked By Threat Category

This report lists the attacks blocked per Attack Category, listing the attack name.



Graph: Critical Attacks Blocked

This report provides Critical Attacks information, attack name, network security rule along with the number of times the attack was launched.



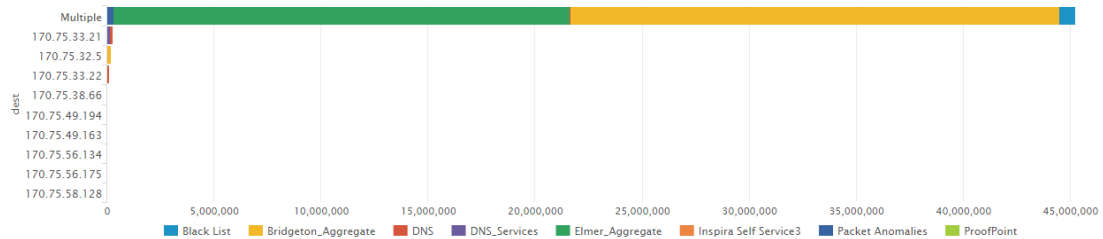
Graph: Top Attacked Destinations Blocked

This report provides information on the system IPs, which were the destination of

CONFIDENTIAL

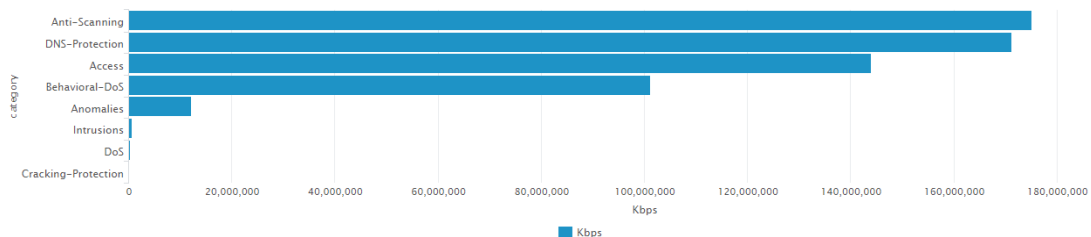


the attacks for most number of times along with the network security rule.



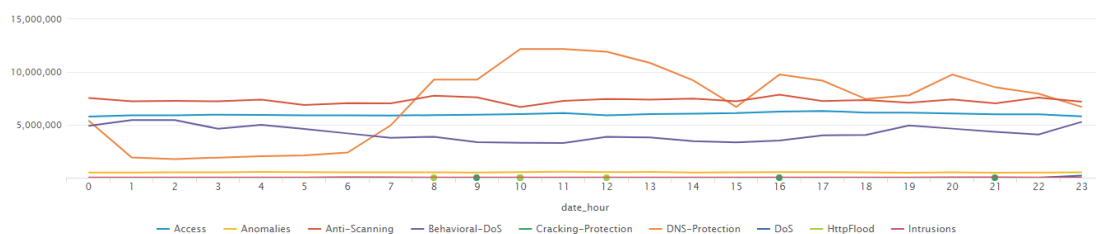
Graph: Attack Categories Blocked by Bandwidth

This report shows the attack categories based on the BW of the attacks sharing the same category including Kbps.



Graph: Bandwidth by Blocked Threat Category by Hour of Day

This report shows the most bandwidth consuming threat categories based on the bandwidth of the attacks sharing the same threat category for each hour of day.



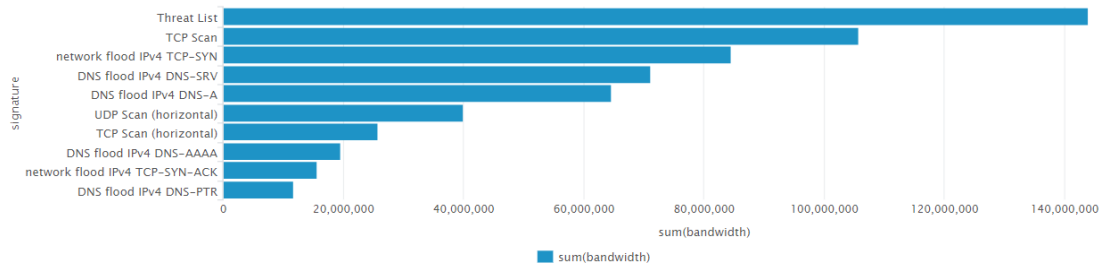
Graph: Top Attacks Blocked by Bandwidth

This report shows the most bandwidth consuming attacks based on the BW of the attack including Kbits.

CONFIDENTIAL

REPORT FOR:

Inspira Health Network



Scanning Information

The following map displays geographic distribution of 43,878,396 attacks on Inspira Health Network from scanning sources. Some results do not include location information that allows map plotting.



Network-wide Anti Scanning protections dropped enumeration attempts which otherwise thwart any effort for threat modeling, commonplace after the information gathering phase of a targeted or planned attack.

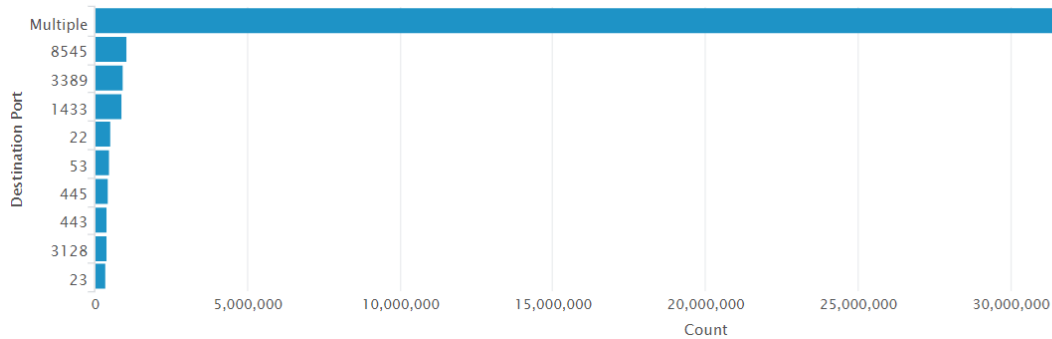
Graph: Top Probed Applications Blocked

This report shows historical view of the Top probed L4 ports.

CONFIDENTIAL

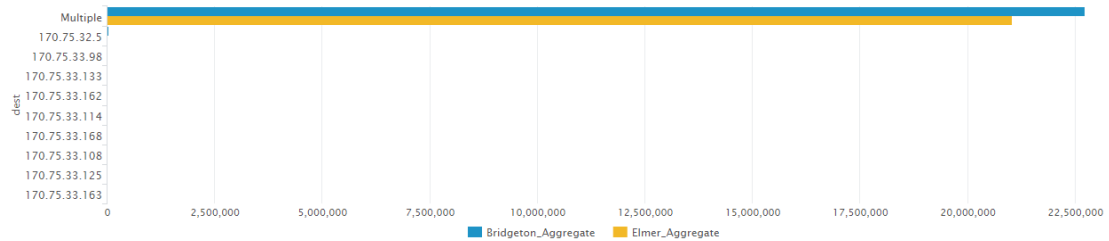
REPORT FOR:

Inspira Health Network



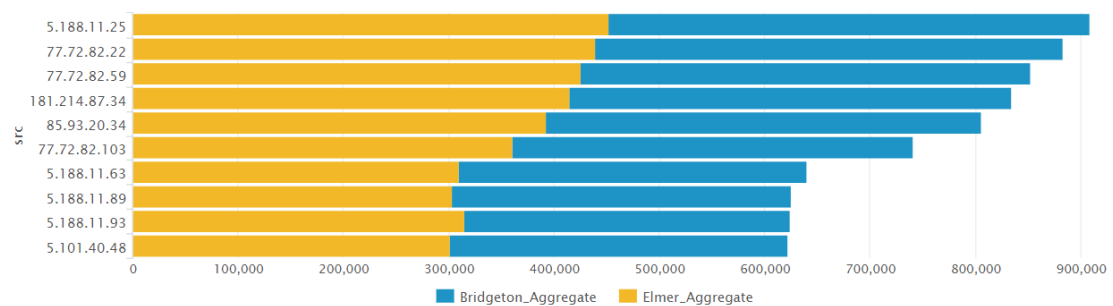
Graph: Top Probed IP Addresses Blocked

This report shows historical view of the Top probed IP addresses that were being scanned along with the network security rule.



Graph: Top Scanners Blocked (Source IP Addressed)

This report shows historical view of the Top source IP addresses that have scanned the network-by-network scanning activities along with the network security rule.



NOTE: See Appendix 2 – Top Scanners Blocked (Source IP Addressed)

CONFIDENTIAL



Managed Vulnerability Service (MSS-VM) Intelligence Section

The Managed Vulnerability Service (MSS-VM) enables organizations to minimize the risk of vulnerabilities by quickly discovering weaknesses, measuring the potential risk and exposure, reporting, providing remediation information necessary to mitigate those risks on an on-going basis and facilitating reporting and compliance with regulations and best practices.

The purpose of this section is to highlight intelligence gathered from this and other services under contract as well as outside sources such honeypots, known malicious sources, vulnerability databases, relationships with CERT and CSIRT teams that GLESEC possesses, together with various other threat feeds.

The following graphs are dashboards generated by GLESEC's TIP™ platform. These dashboards are representative of metrics for this service.

It is important to establish a vulnerability management program as part of the information security strategy because soon after new vulnerabilities are discovered and reported by security researchers or vendors, attackers engineer exploit code and then launch that code against targets of interest. Any significant delays in finding or fixing software with dangerous vulnerabilities provides ample opportunity for persistent attackers to break through, gaining control over the vulnerable machines and getting access to the sensitive data they contain. Organizations that do not scan for vulnerabilities and proactively address discovered flaws face a significant likelihood of having their systems compromised.

Many of the vulnerabilities will provide CVE data. CVE (Common Vulnerabilities and Exposures) is a list of information security exposures and vulnerabilities sponsored by US-CERT and maintained by the MITRE Corporation. The CVE mission is to provide standard names for all publicly known security exposures as well as standard definitions for security terms. The CVE can be searched online at <http://nvd.nist.gov/>.

Vulnerability Score

The score of a vulnerability is determined by its risk factor; Critical, High, Medium or Low, as well as its value in the Common Vulnerability Scoring System (CVSS). The CVSS "base score" represents the innate risk characteristic of each vulnerability. CVSS is a vulnerability scoring system designed to provide an open and standardized method for rating IT vulnerabilities. CVSS helps organizations prioritize and coordinate a joint response to security vulnerabilities by communicating the base, temporal and environmental properties of each vulnerability. In addition to numeric



scores, the CVSS provides severity rankings of High, Medium, and Low but these qualitative rankings are simply mapped from the numeric CVSS scores. Vulnerabilities are labeled as:

Low risk if they have a CVSS base score of 0.0 – 3.9

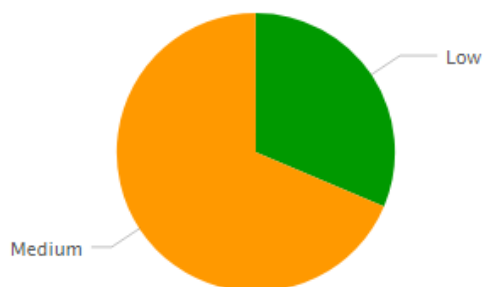
Medium risk if they have a CVSS base score of 4.0 – 6.9

High risk if they have a CVSS base score of 7.0 – 10.0

Vulnerability Information

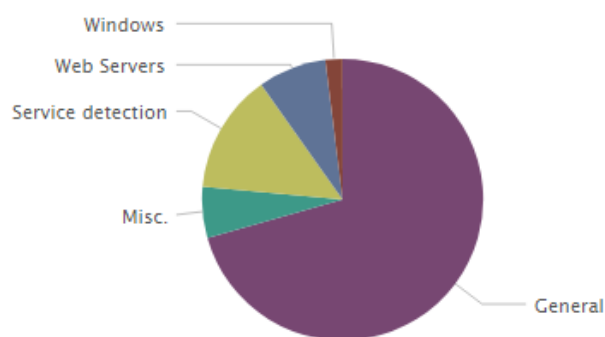
Graph: Risk Distribution

This report depicts the risk distribution of vulnerabilities discovered this report period



Graph: Most Frequent Vulnerability Category

This report depicts the most frequent vulnerabilities by category discovered this report period



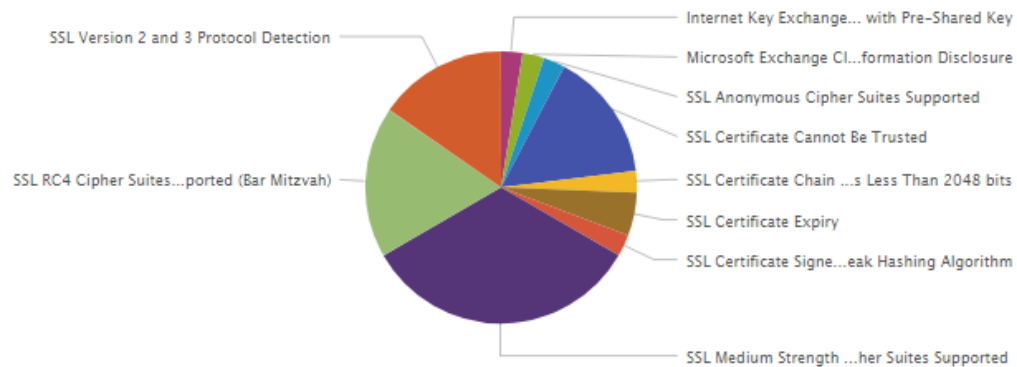
Graph: Most Frequent Vulnerability Name

This report depicts the most frequent vulnerabilities discovered this report period

CONFIDENTIAL

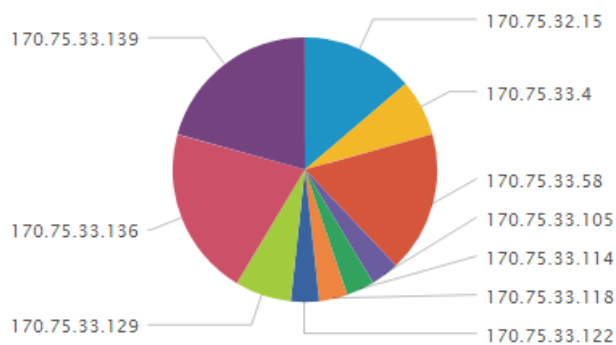
REPORT FOR:

Inspira Health Network



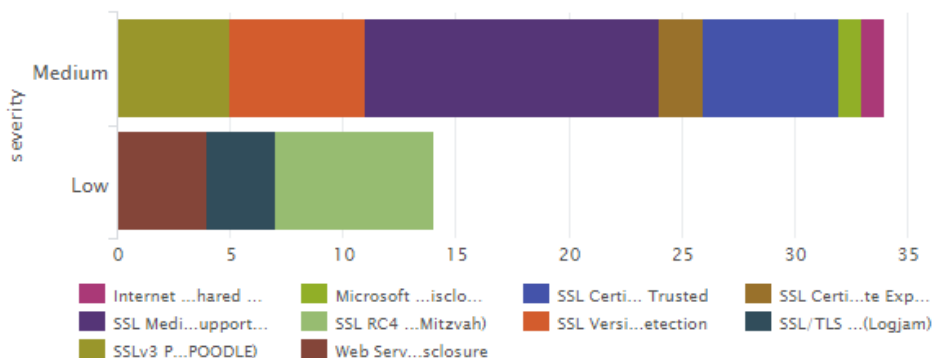
Graph: Most Vulnerable Host

This report depicts the most vulnerable hosts discovered this report period



Graph: Vulnerability Risk by Vulnerability Name

This report illustrates the vulnerability risk and count by vulnerability name discovered this report period



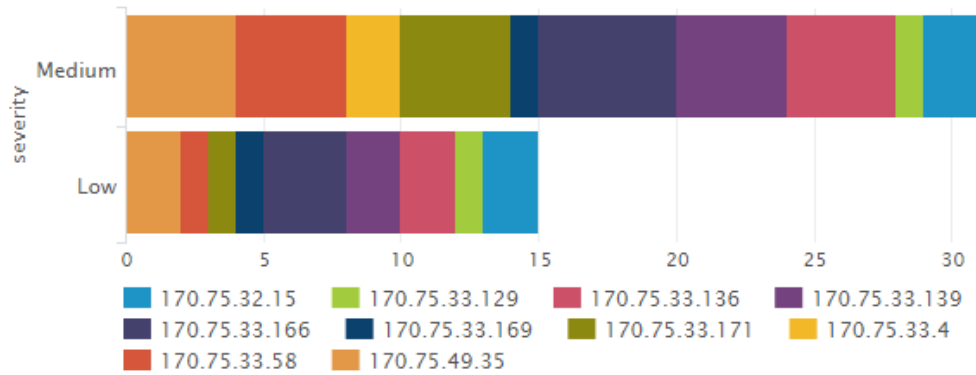
Graph: Vulnerability Risk by Host

This report illustrates the vulnerability risk and count by category discovered this

CONFIDENTIAL

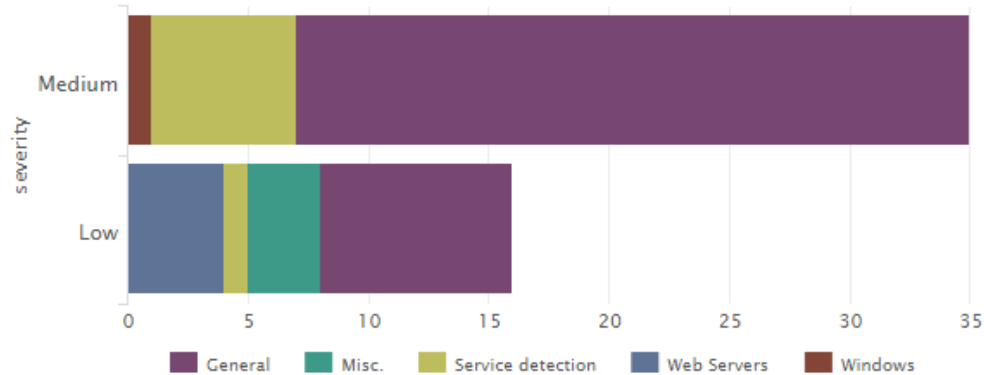


report period



Graph: Vulnerability Risk by Category

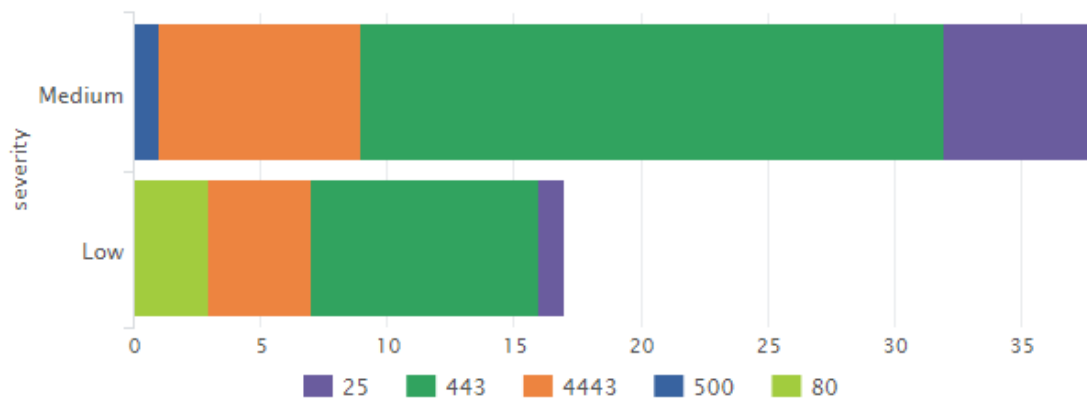
This report illustrates the vulnerability risk and count by category discovered this report period



Graph: Vulnerability Risk by Port

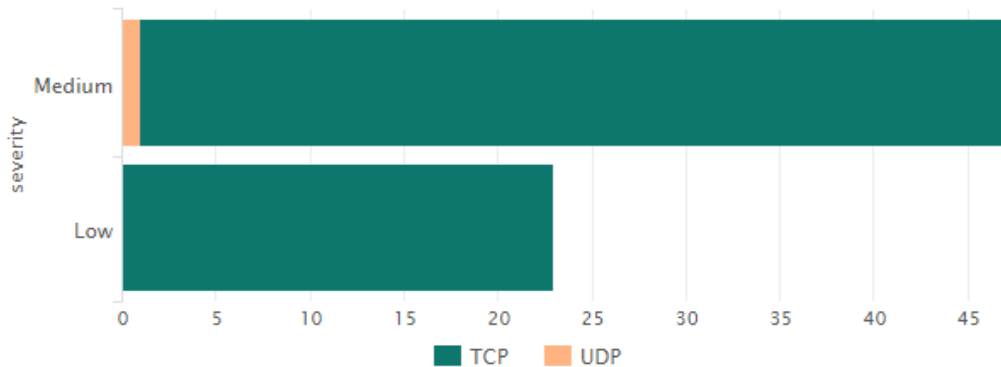
This report illustrates the vulnerability risk and count by port discovered this report period

CONFIDENTIAL



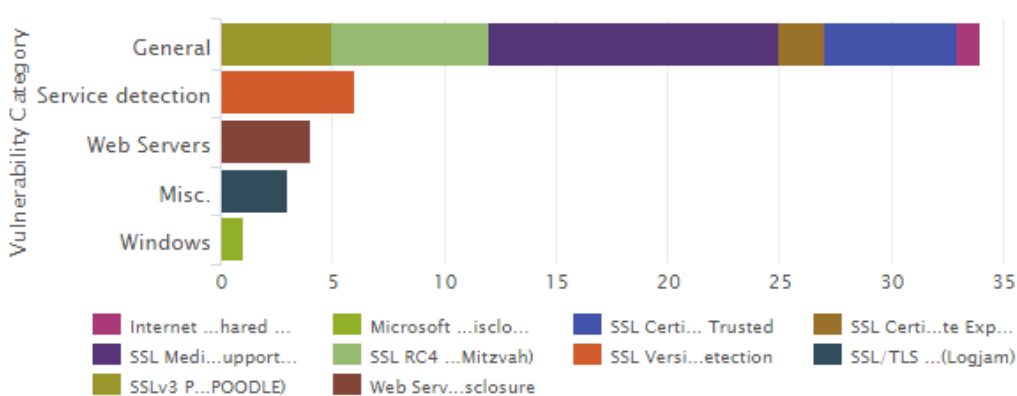
Graph: Vulnerability Risk by Protocol

This report illustrates the vulnerability risk and count by protocol discovered this report period.



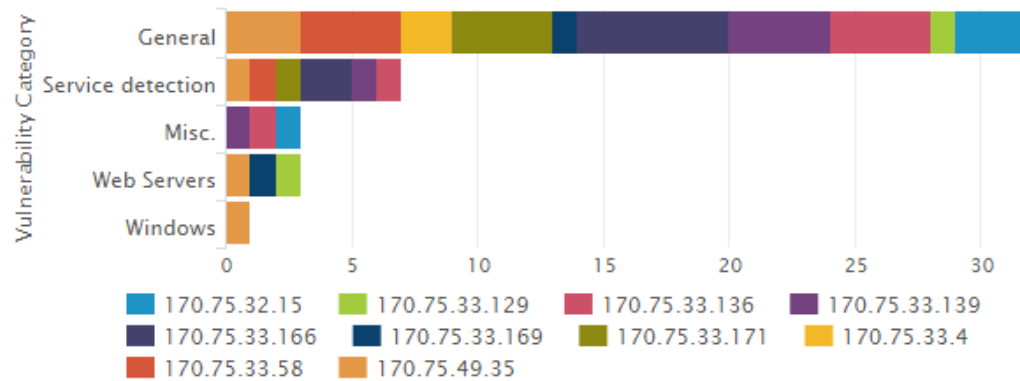
Graph: Vulnerability Category by Vulnerability Name

This report illustrates the vulnerability category and count by vulnerability name discovered this report period



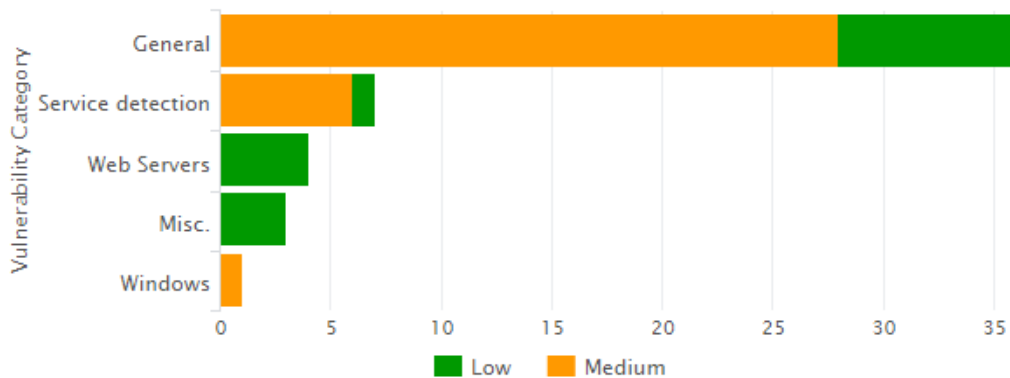
Graph: Vulnerability Category by Host

This report illustrates the vulnerability category and count by host discovered this report period



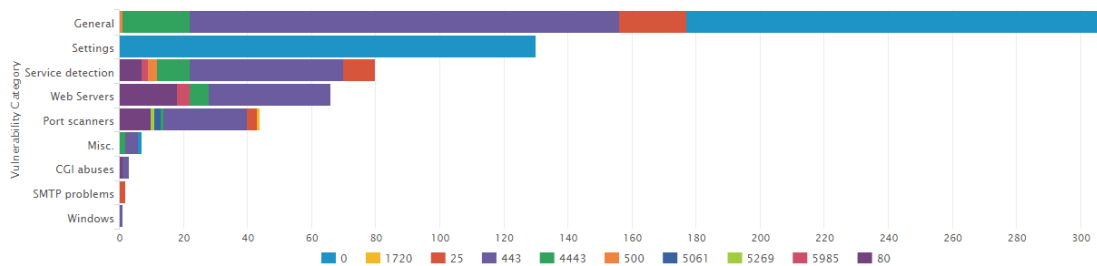
Graph: Vulnerability Category by Risk

This report illustrates the vulnerability category and count by risk discovered this report period



Graph: Vulnerability Category by Port

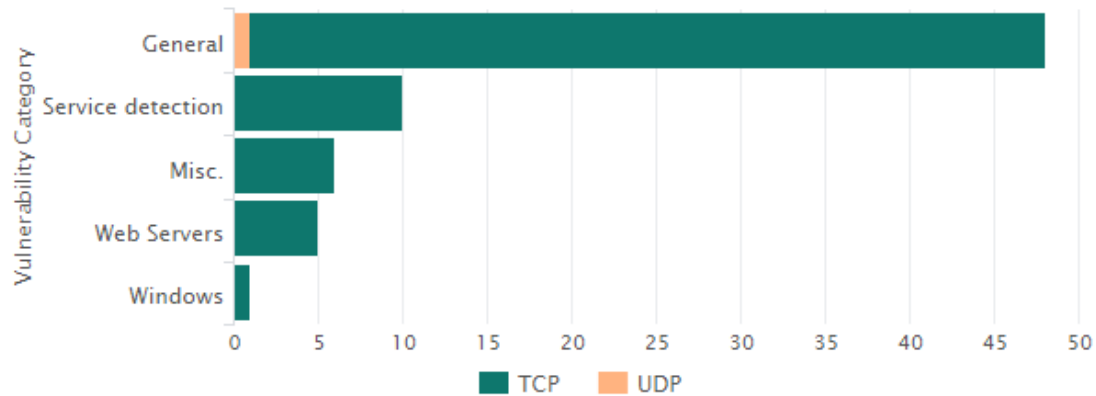
This report illustrates the vulnerability category and count by port discovered this report period



CONFIDENTIAL

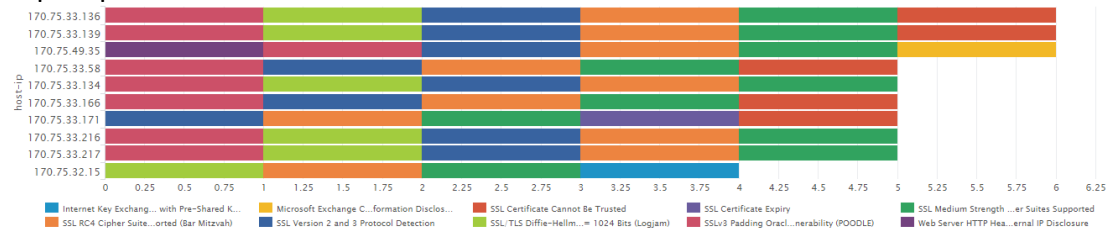
Graph: Vulnerability Category by Protocol

This report illustrates the vulnerability category and count by protocol discovered this report period



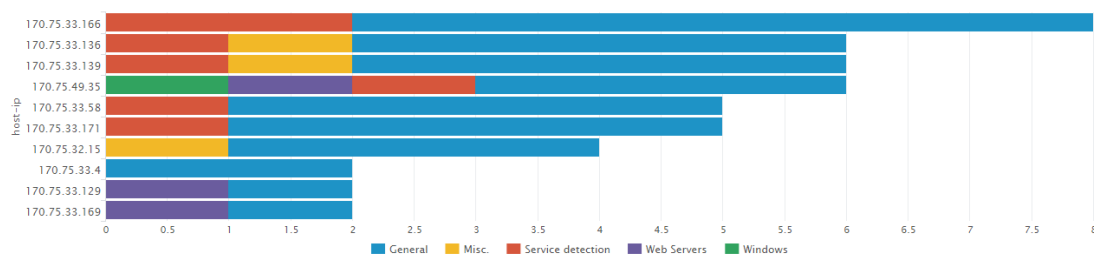
Graph: Host by Vulnerability Name

This report illustrates the vulnerability name and count by hosts discovered this report period



Graph: Host by Vulnerability Category

This report illustrates the vulnerability category and count by hosts discovered this report period



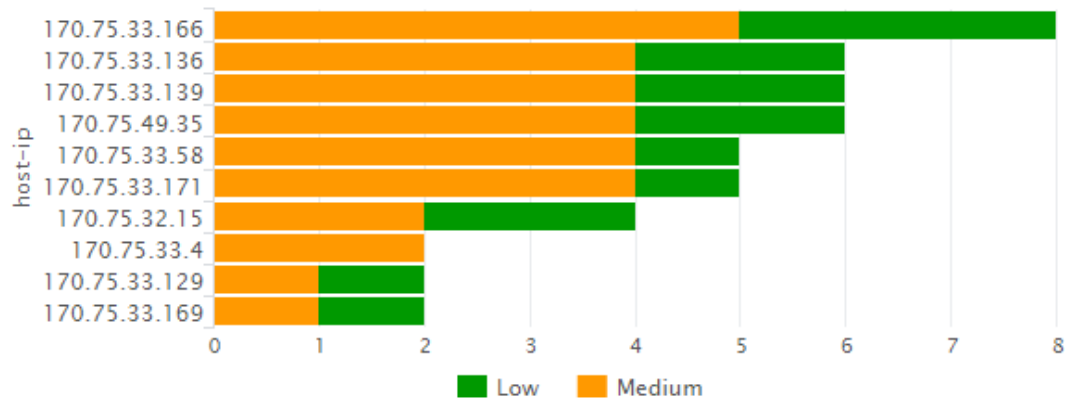
Graph: Host by Vulnerability Risk**

This report illustrates the vulnerability risk and count by hosts discovered this report period

CONFIDENTIAL

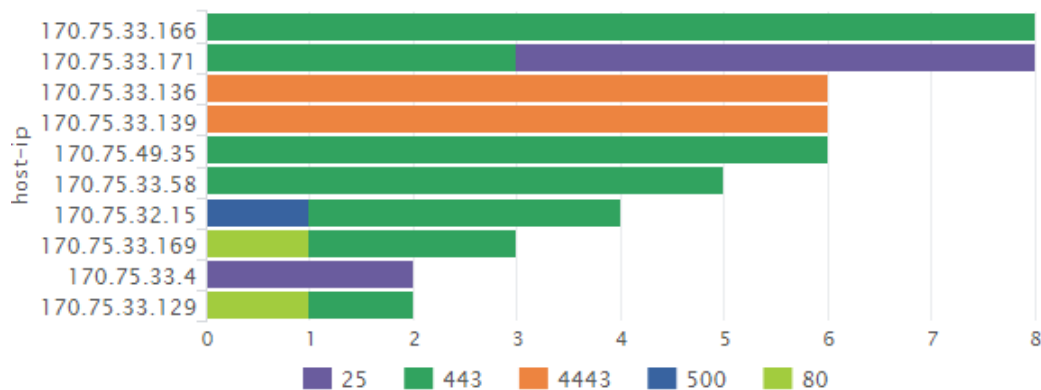
REPORT FOR:

Inspira Health Network



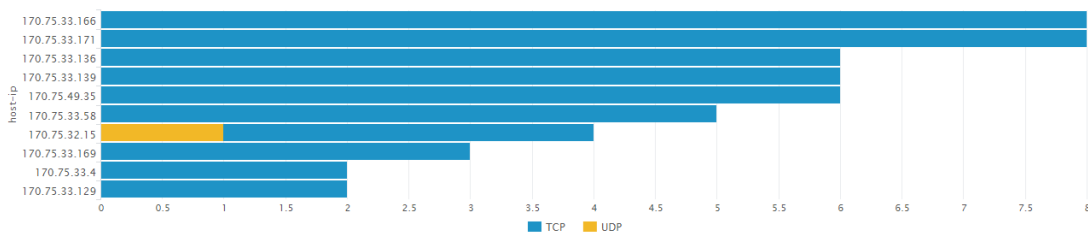
Graph: Host by Port

This report illustrates the port and count by hosts discovered this report period



Graph: Host by Protocol

This report illustrates the protocol and count by hosts discovered this report period



CONFIDENTIAL



Cyber Security Operations


The purpose of this section is to highlight the activities performed by GLESEC's Global Operations Center (GOC) including: monitoring availability and performance of services under contract, Change Management, Incident Response activities and Consulting Activities.

MONITORING AVAILABILITY

This section reports on the availability of the countermeasures under GLESEC's contract.

The DefensePro Bridgeton was considered up and available 99.70% during this report period.

Host State Breakdowns:



State	Type / Reason	Time	% Total Time	% Known Time
UP	Unscheduled	29d 21h 53m 30s	99.707%	99.707%
	Scheduled	0d 0h 0m 0s	0.000%	0.000%
	Total	29d 21h 53m 30s	99.707%	99.707%
DOWN	Unscheduled	0d 2h 6m 30s	0.293%	0.293%
	Scheduled	0d 0h 0m 0s	0.000%	0.000%
	Total	0d 2h 6m 30s	0.293%	0.293%
UNREACHABLE	Unscheduled	0d 0h 0m 0s	0.000%	0.000%
	Scheduled	0d 0h 0m 0s	0.000%	0.000%
	Total	0d 0h 0m 0s	0.000%	0.000%
Undetermined	Nagios Not Running	0d 0h 0m 0s	0.000%	
	Insufficient Data	0d 0h 0m 0s	0.000%	
	Total	0d 0h 0m 0s	0.000%	
All	Total	30d 0h 0m 0s	100.000%	100.000%

State Breakdowns For Host Services:

Service	% Time OK	% Time Warning	% Time Unknown	% Time Critical	% Time Undetermined
PING	99.602% (99.602%)	0.000% (0.000%)	0.000% (0.000%)	0.398% (0.398%)	0.000%
Average	99.602% (99.602%)	0.000% (0.000%)	0.000% (0.000%)	0.398% (0.398%)	0.000%

The DefensePro Elmer was considered up and available 99.98% during this report period.

REPORT FOR:

Inspira Health Network

Host State Breakdowns:

State	Type / Reason	Time	% Total Time	% Known Time
UP	Unscheduled	29d 23h 54m 50s	99.988%	99.988%
	Scheduled	0d 0h 0m 0s	0.000%	0.000%
	Total	29d 23h 54m 50s	99.988%	99.988%
DOWN	Unscheduled	0d 0h 5m 10s	0.012%	0.012%
	Scheduled	0d 0h 0m 0s	0.000%	0.000%
	Total	0d 0h 5m 10s	0.012%	0.012%
UNREACHABLE	Unscheduled	0d 0h 0m 0s	0.000%	0.000%
	Scheduled	0d 0h 0m 0s	0.000%	0.000%
	Total	0d 0h 0m 0s	0.000%	0.000%
Undetermined	Nagios Not Running	0d 0h 0m 0s	0.000%	
	Insufficient Data	0d 0h 0m 0s	0.000%	
	Total	0d 0h 0m 0s	0.000%	
All	Total	30d 0h 0m 0s	100.000%	100.000%

State Breakdowns For Host Services:

Service	% Time OK	% Time Warning	% Time Unknown	% Time Critical	% Time Undetermined
PING	99.914% (99.914%)	0.000% (0.000%)	0.000% (0.000%)	0.086% (0.086%)	0.000%
Average	99.914% (99.914%)	0.000% (0.000%)	0.000% (0.000%)	0.086% (0.086%)	0.000%

MONITORING PERFORMANCE OF COUNTERMEASURES

In this section we monitor and report on the response time from GLESEC IDCs to the countermeasures under GLESEC management.

Round trip ping times averaged 13.89 ms from the GLESEC GOC to Inspira Health Network with 0 % average packet loss.

CONFIDENTIAL



REPORT FOR:

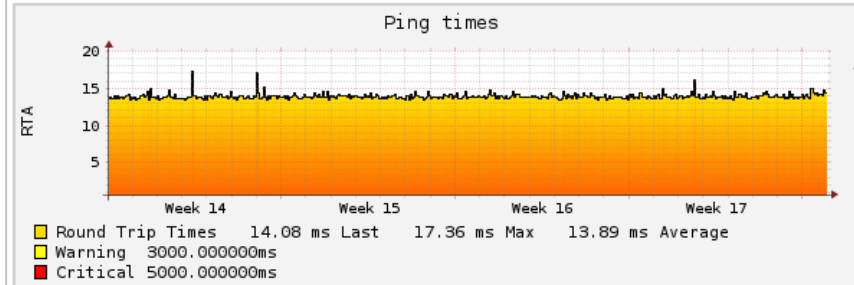
Inspira Health Network

Service overview for "Bridgeton_DefensePro_516"

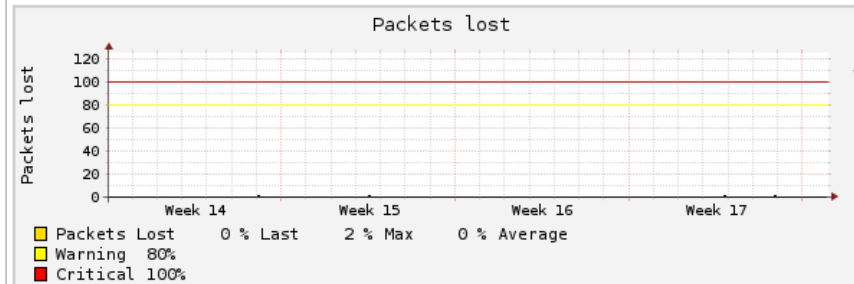
Host: Bridgeton DefensePro 516 Service: Host Perfdata

Custom time range 01.04.18 0:00 - 30.04.18 0:00

Datasource: Round Trip Times



Datasource: Packets Lost



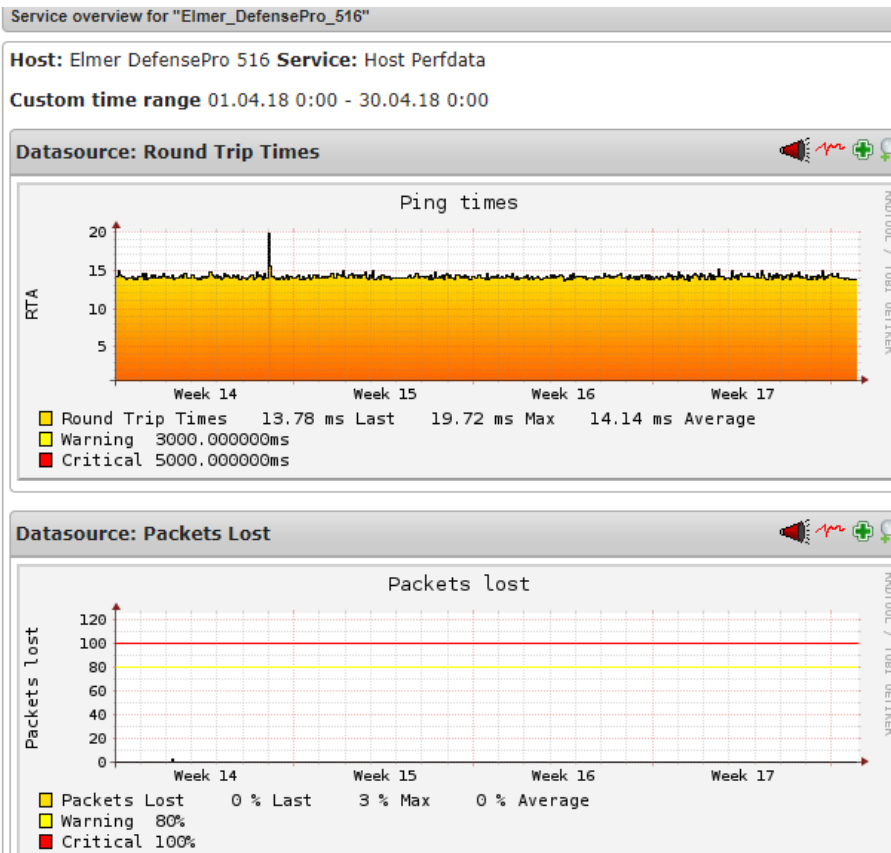
Inspira Health Network DefensePro Elmer Host Performance
Round trip ping times averaged 14.14 ms from the GLESEC GOC to Inspira Health Network with 0 % average packet loss.

CONFIDENTIAL



REPORT FOR:

Inspira Health Network



TICKET ACTIVITY

In this section we report on all the change management and incidents tickets for the month.

Monthly Reports IHN 2018-04-01 00:00:00-2018-04-3[...]

printed by Deyka Atencio (deyka.atencio@glesec.com) 05/14/2018 16:51:04

Number	Ticket#	Title
1	2018043010000652	RE: [EXT] Bridgeton
2	2018043010000634	RE: [EXT] Bridgeton
3	2018043010000536	RE: [EXT] Bridgeton
4	2018043010000465	RE: [EXT] Bridgeton
5	2018042410000075	Monthly Operations & Intelligence Report March 2018
6	2018040410000068	RE: [EXT] Radware Equipment check up

During the month of April Inspira was affected by Internet connectivity problems and a hardware problem in their Bridgeton firewall. GLESEC Operations was alerted of these as they occurred.

Also in April the software licenses for both DefensePro systems was changed to support a much higher bandwidth.

CONFIDENTIAL



Definitions

A more complete list is available on the GMP portal

High Vulnerabilities are defined as being in one or more of the following categories: Backdoors, full Read/Write access to files, remote Command Execution, Potential Trojan Horses, or critical Information Disclosure (e.g. passwords).

Medium Vulnerabilities describes vulnerabilities that either expose sensitive data, directory browsing and traversal, disclosure of security controls, facilitate unauthorized use of services or denial of service to an attacker.

Low Vulnerabilities describes vulnerabilities that allow preliminary or sensitive information gathering for an attacker or pose risks that are not entirely security related but maybe used in social engineering or similar attacks.

SMB/NetBIOS vulnerabilities could allow remote code execution on affected systems. An attacker who successfully exploits these vulnerabilities could install programs; view, change, or delete data; or create new accounts with full user rights. Firewall best practices and standard default firewall configurations can help protect networks from attacks that originate outside the enterprise perimeter. Best practices recommend that systems that are connected to the Internet have a minimal number of ports exposed.

Simple Network vulnerabilities affect protocols like NTP, ICMP and common network applications like SharePoint among others. This is not meant to be a comprehensive list.

Authentication and encryption are two intertwined technologies that help to insure that your data remains secure. Authentication is the process of insuring that both ends of the connection are in fact “who” they say they are. This applies not only to the entity trying to access a service (such as an end user) but to the entity providing the service, as well (such as a file server or Web site). Encryption helps to insure that the information within a session is not compromised. This includes not only reading the information within a data stream, but altering it, as well.

While authentication and encryption each has its own responsibilities in securing a communication session, maximum protection can only be achieved when the two are combined. For this reason, many security protocols contain both authentication and encryption specifications.

CONFIDENTIAL



Authentication and encryption are two intertwined technologies that help to insure that your data remains secure. Authentication is the process of insuring that both ends of the connection are in fact “who” they say they are. This applies not only to the entity trying to access a service (such as an end user) but to the entity providing the service, as well (such as a file server or Web site). Encryption helps to insure that the information within a session is not compromised. This includes not only reading the information within a data stream, but altering it, as well.

While authentication and encryption each has its own responsibilities in securing a communication session, maximum protection can only be achieved when the two are combined. For this reason, many security protocols contain both authentication and encryption specifications.

CONFIDENTIAL





USA-ARGENTINA-PANAMA
México-Perú-Brasil- Chile

Tel: +1 609-651-4246
Tel: +507-836-5355

Info@glesec.com
www.glesec.com