



OPERATIONS & INTELLIGENCE CYBER SECURITY REPORT

BANVIVIENDA

April, 2018

Tel: +1 609-651-4246

Tel: +507-836-5355

Info@glesec.com

www.glesec.com

CONFIDENTIAL

Table of Contents

About This Report	3
Scope of this Report.....	4
Executive Summary.....	4
Recommendations	13
Intelligence Section Per Service Module.....	14
Cyber Security Operations	31
Definitions	32

CONFIDENTIAL



About This Report

The purpose of this document is to report on the “state” of security for your organization. It must be noted that GLESEC bases its information analysis on the services under contract. The information generated by these services is then aggregated, correlated and analyzed. The more complete the set of services under contract the more accurate and complete the results will be.

The report is organized in three parts; the first is the Executive Summary with recommendations (as necessary or applicable), the second is the Intelligence Section with more detail information and analysis dashboards and the last is Operational Section with status of the services and counter-measures under contract, tickets for change management and incidents reported and consulting activity for the month.

We at GLESEC believe that information security is a holistic and dynamic process that requires on-going research and follow up and should be handled with the right tools, systems, processes, skill personnel and focus attention. The process is dynamic due to the constant discovery of new security vulnerabilities and exploits, the proliferation of hacking tools that make it easier for script-kiddies with minimal knowledge to cause damage. The increase in malware, phishing, insider threats, espionage, organized crime, intellectual property theft, and hacktivism are the very cause of information security exposure and are most commonly driven by financial gain. GLESEC’s outsourcing services, based on its proprietary TIPTM platform portfolio provide the ideal response to the above.

Confidentiality

GLESEC considers the confidentiality of client’s information as a trade secret. The information in this context is classified as:

- Client name and contact information
- System architecture, configuration, access methods and access control
- Security content

All the above information is kept secure to the extent in which GLESEC secures its own confidential information.



Scope of this Report

GLESEC Contracted Services Table

Type	Service	Contracted?	Service Expiration
Threat Mitigation	MSS-APS		
Threat Mitigation	MSS-APS-SSL		
Threat Mitigation	MSS-APS-PS		
Threat Mitigation	MSS-APFW		
Vulnerability Testing	MSS-VME	YES	August 1, 2018
Vulnerability Testing	MSS-VMI		
Compliance	MSS-EPS		
Threat Mitigation	MSS-SIEM	YES	August 1, 2018
Risk assessment	MSS-BAS		
Threat Mitigation	MSS-EIR	YES	August 1, 2018
Threat Mitigation	MSS-UTM		
Threat Mitigation	MSS-INT		
Access Control	MSS-TAS		

CONFIDENTIAL



Executive Summary

This report corresponds to the period from April 01 to April 30, 2018.

The following table describes the major categories that GLESEC has identified to report on the state-of-security of its member-clients. The categories in the table below are based on risk-management methodology. This is a principal foundational aspect of GLESEC.

	RISK / RIESGO
	VULNERABILITIES / VULNERABILIDADES • MSS-VM Service
	THREATS / AMENAZAS • MSS-APS; MSS-EPS; MSS-SIEM; MSS-EIR; MSS-UTM
	ASSETS / ACTIVOS • MSS-VM; MSS-EPS
	COMPLIANCE / CUMPLIMIENTO • MSS-EPS
	SECURITY VALIDATION / VALIDACION • MSS-BAS
	TRUSTED ACCESS / ACCESS CON CONFIABILIDAD • MSS-TAS

RISK

Risk management is the ongoing process of identifying, assessing, and responding to risk. To manage risk, organizations should understand the likelihood that an event will occur and the resulting impact. With this information, organizations can determine the acceptable level of risk for delivery of services and can express this as their risk tolerance. The NIST Cyber-Security Framework.

One of GLESEC's foundational columns is basing all its activities to support RISK determination and mitigation. What any organization should want to know is what is their level of RISK, and in this case in particular to cyber-security. Cyber-Security RISK has a direct impact to the business and as such is of paramount importance to the Board and Management of the company.

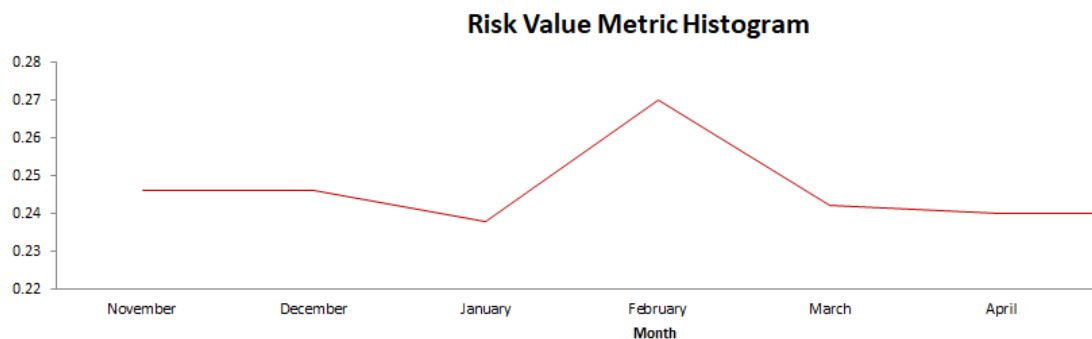
We at GLESEC measure RISK through a number of perspectives and using several of the TIP™ platform portfolio of services. The MSS-VM or Managed Vulnerability Service provides us with one view, how weak are the systems of the organization.

CONFIDENTIAL



The MSS-BAS provides us a view of how weak are the defenses of the organization to the latest threats. The MSS-APS, MSS-SIEM, MSS-UTM, MSS-EIR, MSS-EPS provides us with attack information both internal and external, DDOS, Malware, Ransomware and other attack vector information as well as provide protection level services. The MSS-EPS also provides us RISK level information for non-compliance with internal or external requirements and/or regulations. All in all, a variety of services provide us with different views and together we have the most complete view of our client's security posture.

The RISK VALUE METRIC histogram below represents the changes in the Vulnerability based Risk Value Metric over the past six months.



These vulnerabilities are very similar to the ones reported in previous months. Nevertheless, there has been a slight increase in medium risk vulnerabilities regarded to host 200.46.227.230 which should not be overlooked. *For more information about these please refer to VM intelligence section of this report.*

VULNERABILITIES

GLESEC's MSS-VM(E/I) service is used to conduct two weekly testing to external and/or internal systems (depending on the options of the contracted service). Of the two tests performed weekly, one is to test for discovery of assets on the network and the other to test for vulnerabilities. The external testing is performed from GLESEC' cloud platform and the internal is conducted with the GLESEC Multi-Security Appliance (GMSA).

Vulnerabilities are weaknesses that if exploited can compromise the organization and as such are a component of RISK for the organization. If there are vulnerabilities and also threats, there is RISK that the organization can be impacted. The vulnerabilities reported by GLESEC should be considered all important and

CONFIDENTIAL



addressed according to the priority (Critical, High, Medium and Low). An effective process is to work with the GLESEC provided information and GLESEC consulting team to address the recommendations provided in a systematic and continuous way. Progress can be determined by the weekly testing.

Overall the vulnerabilities for BANVIVIENDA this period have been 30 medium and 9 low risk. The vast majority of Medium risk vulnerabilities have already been reported in previous months. Some of these were classified as SSL Medium Strength Cipher Suites Supported, SSL Certificate Cannot Be Trusted, SSL Certificate Expiry, SSL RC4 Cipher Suites Supported (Bar Mitzvah), and SSL Certificate Signed Using Weak Hashing Algorithm. The ideal scenario would be for all of these to be hardened, even more so because the hosts scanned are exposed to the internet in some measure.

Ports 443 and 25 are the most vulnerable ports for this period; this is because many vulnerabilities were found which are related to the services listening on them and categorized as medium risk.

Risk Value Metric

GLESEC utilizes a metric to provide a way to quantify the vulnerabilities based risk of an organization. This metric is to measure the relative value of vulnerabilities and also the record of change over time.

It is important to mention that this metric considers a median value for the vulnerabilities classified as “critical”, “high”, “medium” and “low”, giving them a weight of 100%, 75%, 50% and 10% respectively.

This takes into consideration all of the vulnerabilities, but is important to point out that this values (100%, 75%, 50% and 10%) are arbitrarily chosen by us, so this measure can in time change as we understand more of the risks involved. We can use this metric to evaluate the progress in time and to compare one over the other using a common amount set.

The following external network ranges 200.46.227.224/28, 200.90.137.80/28, 200.46.80.104/29, 200.46.19.96/29 for BANVIVIENDA were scanned for vulnerabilities.

The following table indicates the external vulnerability metric.



REPORT FOR:

BANVIVIENDA

Total IP's Scanned				IP's Vulnerable	
17				10	
Risk Distribution					
Critical	High	Medium	Low	Total	
0	0	30	9	39	

According to the metrics:

RV= 0.239819005

The following values are to clarify RV:

RV=1 Points to every IP address in the infrastructure that are susceptible to attacks

RV=0 Points to no IP address in the infrastructure aret susceptible to attacks

RV=0.1 Point to 1/10 IP address in the infrastructure that are susceptible to attacks

External listing of vulnerabilities by condition:

Vulnerable Hosts	Critical	High	Medium	Low	Total
200.46.19.98			1	0	1
200.46.19.100			2	1	3
200.46.227.227			1	0	1
200.46.227.230			4	1	5
200.90.137.83			4	1	5
200.90.137.84			1	1	2
200.90.137.87			6	2	8
200.90.137.89			6	2	8
200.90.137.91			3	0	3
200.90.137.94			2	1	3

The following table provides a comparison of persistent external vulnerabilities of the current month and previous month.

host-ip	Previous Month	Current Month
200.46.19.100	3	3
200.46.19.98		1
200.46.227.227	1	1
200.46.227.230	4	5
200.90.137.83	5	5
200.90.137.84	2	2
200.90.137.87	8	8
200.90.137.89	8	8
200.90.137.91	3	3
200.90.137.94	3	3

Please view Recommendations for more details. This can be seen on the GLESEC MEMBER PORTAL (GMP).

Vulnerability Categories

The following table indicates the categories that we use for vulnerabilities as a way to provide context to them and facilitate the prioritization of how to handle remediation.

CONFIDENTIAL



REPORT FOR:**BANVIVIENDA**

Preliminary Analysis	Firewalls	Network Devices
SMB/NetBIOS	SSH Servers	Malformed Packets
Simple Network Services	Mail Servers	Proxy Servers
Policy Checks	SQL Servers	Wireless AP
Web Servers	FTP Servers	Webmail Servers
RPC Services	Server Side Scripts	NFS Services
Backdoors	SNMP Services	Printers
Encryption and Authentication	DNS Servers	

Based on the above the following table shows a matrix of the total internal vulnerabilities by category.

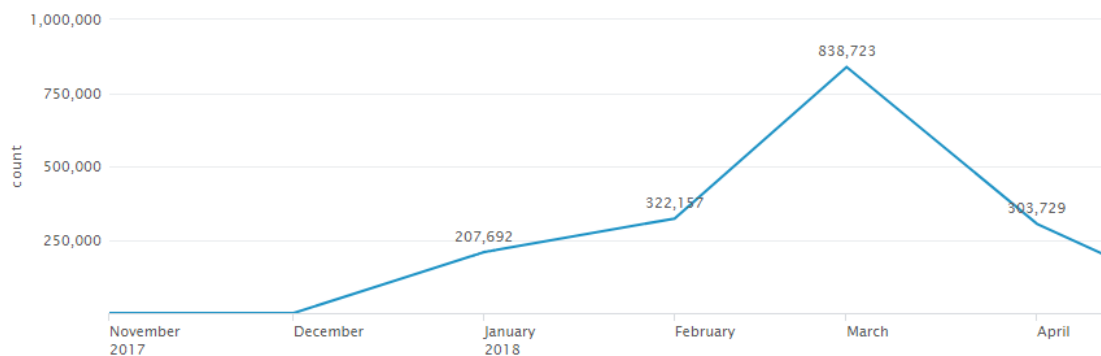
Category ▾	Critical ▾	High ▾	Medium ▾	Low ▾	Total ▾
General			24	8	32
Service detection			4	0	4
Misc.			1	1	2
Windows			1	0	1

CONFIDENTIAL

THREATS

GLESEC uses its MSS-APS, MSS-EPS, MSS-SIEM, MSS-EIR and MSS-UTM to determine threat intelligence activity.

The Threats as reported by the MSS-APS, MSS-EPS, MSS-SIEM, MSS-EIR, MSS-UTM for this month there are a total of 303,729 attacks denied by the rules of the firewall.



We have noticed a decrease in attack activity of 63.78% from last month. It is also relevant to mention a plunge in failed attacks from March but remaining similar to February attacks denied. We recommend BANVIVIENDA to review the activity of the devices where these events are registered.

Most of the attacks are targeting port 23(Telnet), followed by port 22 (SSH) and port 80 (HTTP). About 62% of all attacks dropped are targeting telnet port. It is strongly advisable to close this port and switch all administration connections to SSHv2.

Attacks were blocked mostly by denying access to the attacker and in other cases, the packets were dropped immediately.

Most of the blocked attacks come from China, United States and Brazil as the three top sources. A significant number of attacks are scanning which can be considered reconnaissance and is what precedes further attacks.

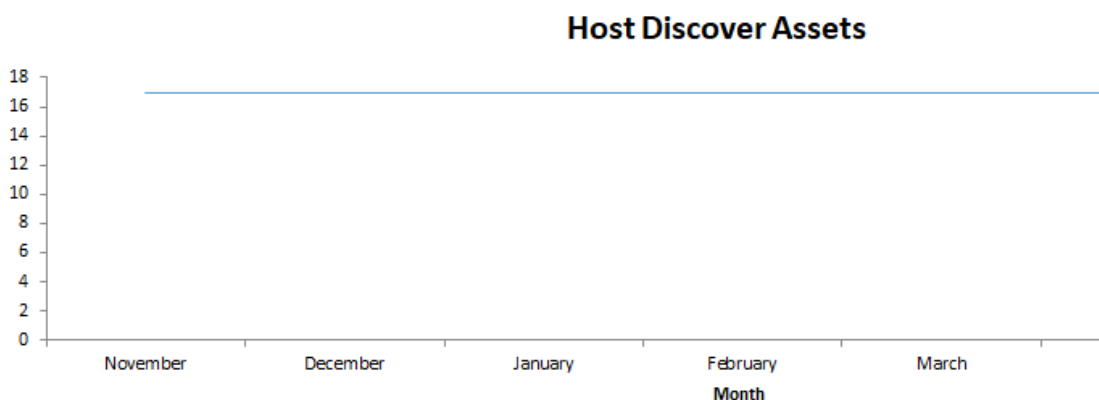
CONFIDENTIAL

ASSETS

The MSS-VM(E/I), MSS-EPS conduct weekly testing. The MSS-VM(E/I) identify network assets while the MSS-EPS identify applications. Depending on the contracted services is the listing that can be provided of system or application assets.

We believe that we cannot protect what we don't know and to know the assets (systems and applications) is critical to having a sound cyber security practice. Therefore we encourage you to verify the information that we provide and let us know if anything is suspicious or just not right. We can work with your organization to create a baseline that can be used to identify deviations. Please contact our GOC for assistance in this matter.

The following histogram shows the past six-month total of number of systems discovered in the perimeter of your organization.



Knowing what's on your network is extremely important. Our monitoring team at our GOC, has been keeping track of all these host discovery results and has found nothing unusual.

CONFIDENTIAL

COMPLIANCE

The MSS-EPS or Managed End Point Security Service is a Compliance and Remediation Service. For compliance we understand the testing, monitoring and alerting of deviations of the parameters of all “hosts” and “servers” in the organization from established baselines. These baselines can be created to support specific outside requirements or internal best-practice guidelines. The MSS-EPS can monitor deviations to these baselines and also “enforce” compliance with these.

The services that provide us with information for this section have not been contracted

CYBER SECURITY VALIDATION

Security Validation implies the validation of the entire security by conducting testing with simulated attacks. This is conducted with the Managed Breach Attack Simulation Service (MSS-BAS). The MSS-BAS is a collection of advanced pre-exploitation, post-exploitation and awareness testing services. The testing is on real targets based on simulated attacks; therefore these provide conclusive (no false positive) results. The different attack vectors test the organization’s configurations, countermeasures, implementations and ability to respond in a continuous fashion producing valuable intelligence and recommendations.

The services that provide us with information for this section have not been contracted.

TRUSTED ACCESS

The new IT model brings with it a greater attack surface, comprised by employees that use their own devices for work, while working remotely. The proliferation of cloud applications for nearly every business need has also contributed to increased technical complexity. These days, attackers can expose much different vulnerability in multiple vectors — in a single attack. Traditional security is designed to address separate, siloes attacks, making these solutions ineffective against modern threats. These new threats center on gaining remote access to your apps and data — whether it’s with stolen passwords or exploited known vulnerabilities targeting your users, their out-of-date devices, cloud applications and remote access software.

The Managed Trusted Access Service (MSS-TAS) is a holistic security service to (a) ensure that the users’ access is trusted (valid user) and (b) the devices used by the user to authenticate meet the organization’s security standards.

The services that provide us with information for this section have not been contracted.



Recommendations

GLESEC recommends for BANVIVIENDA to address the following

1. Take immediate actions to the detailed recommendations in this report.
2. Take some time to review the incidents reported during this period and please let us know if these are part of the regular function of your systems.
3. The majority of the vulnerabilities found can be hardened by taking into consideration the best practices for SSL/TLS implementation where old versions of SSL are not allowed, the same way, the use of known vulnerable cipher suits (e.g. RC4) should not be permitted. Take special focus on the following hosts: 200.90.137.94, 200.90.137.83, 200.46.227.230 and 200.46.19.100.
4. It is important to set up valid certificates that can be trusted on the following hosts: 200.90.137.91, 200.90.137.83 and 200.46.227.230. This because there are attack methods that involve spoofing a service such as a webmail and because the official service does not have a valid certificate, it is possible that clients believe the attackers service is the official one which might cause credential theft, data leakage, among others.
5. We strongly recommend not to allow any connections through **telnet** (not open is always better than filtered if it is not supposed to be used) to any of your systems, regardless of whether the connections are established inside the local network or over the internet.

CONFIDENTIAL



Intelligence Section Per Service Module

Managed Vulnerability Service (MSS-VM) Intelligence Section

The Managed Vulnerability Service (MSS-VM) enables organizations to minimize the risk of vulnerabilities by quickly discovering weaknesses, measuring the potential risk and exposure, reporting, providing remediation information necessary to mitigate those risks on an on-going basis and facilitating reporting and compliance with regulations and best practices.

The purpose of this section is to highlight intelligence gathered from this and other services under contract as well as outside sources such honeypots, known malicious sources, vulnerability databases, relationships with CERT and CSIRT teams that GLESEC possesses, together with various other threat feeds.

The following graphs are dashboards generated by GLESEC's TIP™ platform. These dashboards are representative of metrics for this service.

It is important to establish a vulnerability management program as part of the information security strategy because soon after new vulnerabilities are discovered and reported by security researchers or vendors, attackers engineer exploit code and then launch that code against targets of interest. Any significant delays in finding or fixing software with dangerous vulnerabilities provides ample opportunity for persistent attackers to break through, gaining control over the vulnerable machines and getting access to the sensitive data they contain. Organizations that do not scan for vulnerabilities and proactively address discovered flaws face a significant likelihood of having their systems compromised.

Many of the vulnerabilities will provide CVE data. CVE (Common Vulnerabilities and Exposures) is a list of information security exposures and vulnerabilities sponsored by US-CERT and maintained by the MITRE Corporation. The CVE mission is to provide standard names for all publicly known security exposures as well as standard definitions for security terms. The CVE can be searched online at <http://nvd.nist.gov/>.

Vulnerability Score

The score of a vulnerability is determined by its risk factor; Critical, High, Medium or Low, as well as its value in the Common Vulnerability Scoring System (CVSS). The CVSS "base score" represents the innate risk characteristic of each vulnerability. CVSS is a vulnerability scoring system designed to provide an open and standardized method for rating IT vulnerabilities. CVSS helps organizations prioritize and



coordinate a joint response to security vulnerabilities by communicating the base, temporal and environmental properties of each vulnerability. In addition to numeric scores, the CVSS provides severity rankings of High, Medium, and Low but these qualitative rankings are simply mapped from the numeric CVSS scores. Vulnerabilities are labeled as:

Low risk if they have a CVSS base score of 0.0 – 3.9

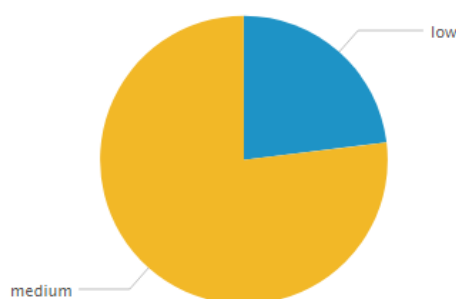
Medium risk if they have a CVSS base score of 4.0 – 6.9

High risk if they have a CVSS base score of 7.0 – 10.0

Vulnerability Information

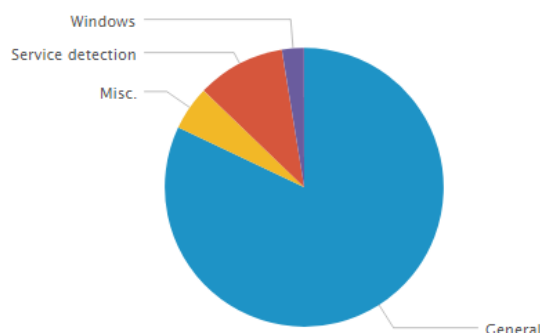
Graph: Risk Distribution

This report depicts the risk distribution of vulnerabilities discovered this report period



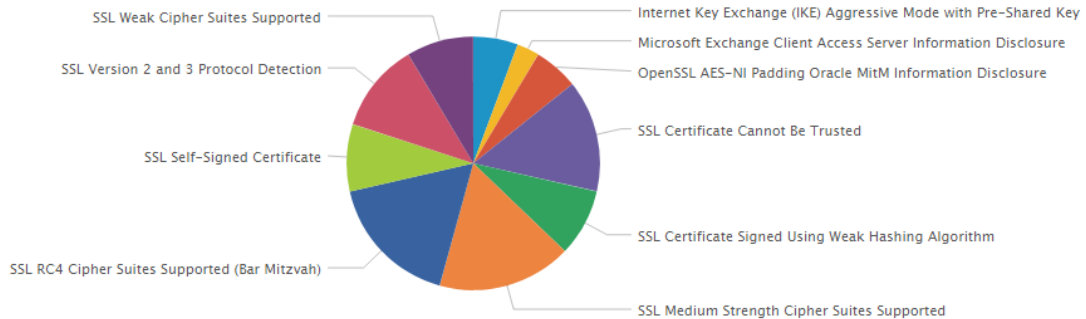
Graph: Most Frequent Vulnerability Category

This report depicts the most frequent vulnerabilities by category discovered this report period



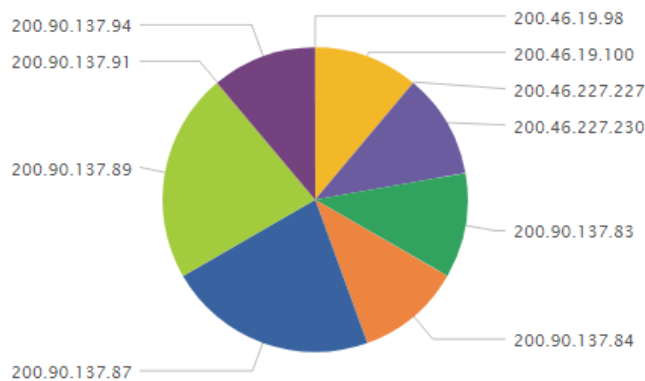
Graph: Most Frequent Vulnerability Name

This report depicts the most frequent vulnerabilities discovered this report period



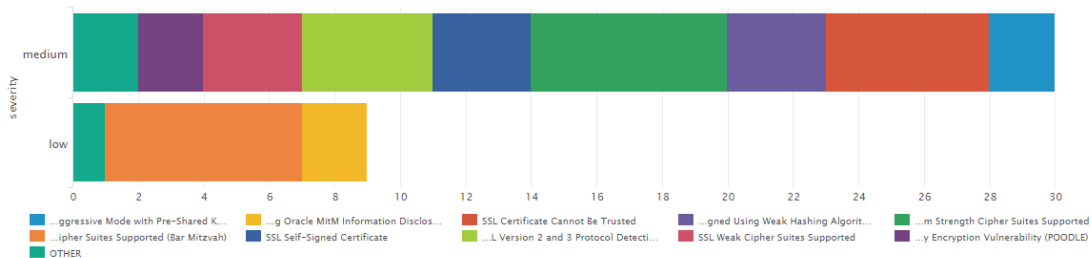
Graph: Most Vulnerable Host

This report depicts the most vulnerable hosts discovered this report period



Graph: Vulnerability Risk by Vulnerability Name

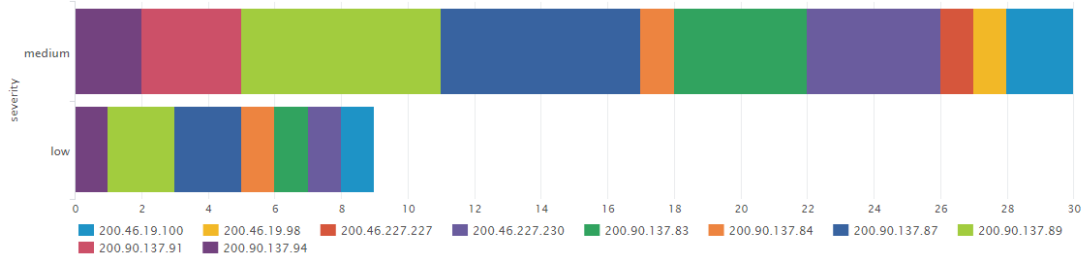
This report illustrates the vulnerability risk and count by vulnerability name discovered this report period



CONFIDENTIAL

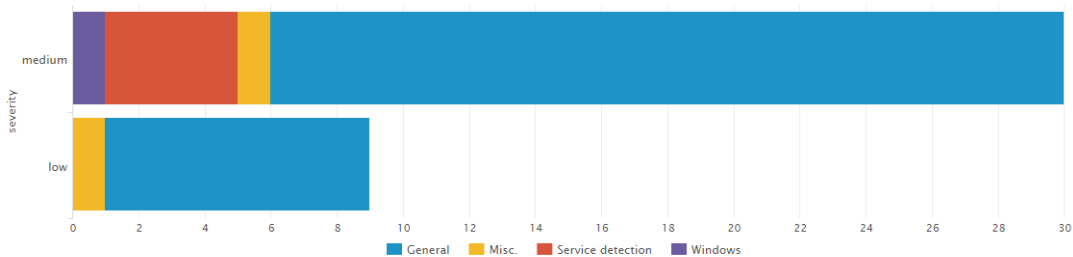
Graph: Vulnerability Risk by Host

This report illustrates the vulnerability risk and count by category discovered this report period



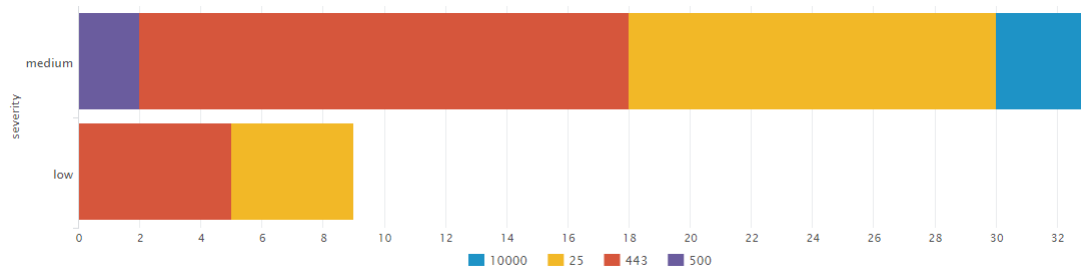
Graph: Vulnerability Risk by Category

This report illustrates the vulnerability risk and count by category discovered this report period



Graph: Vulnerability Risk by Port

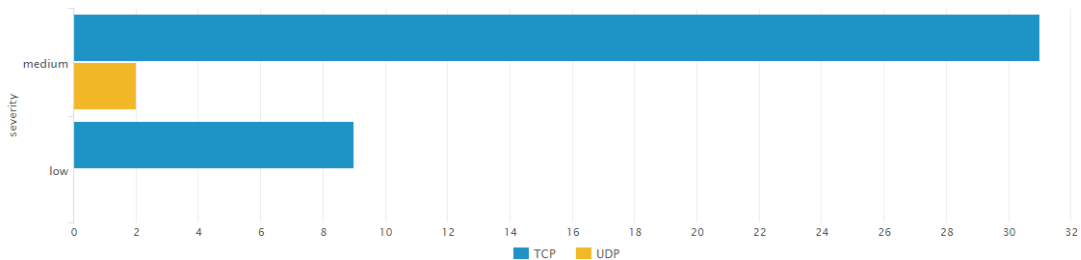
This report illustrates the vulnerability risk and count by port discovered this report period



CONFIDENTIAL

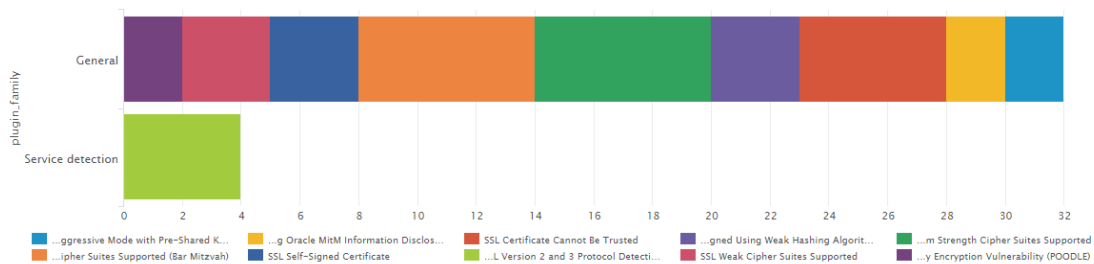
Graph: Vulnerability Risk by Protocol

This report illustrates the vulnerability risk and count by protocol discovered this report period



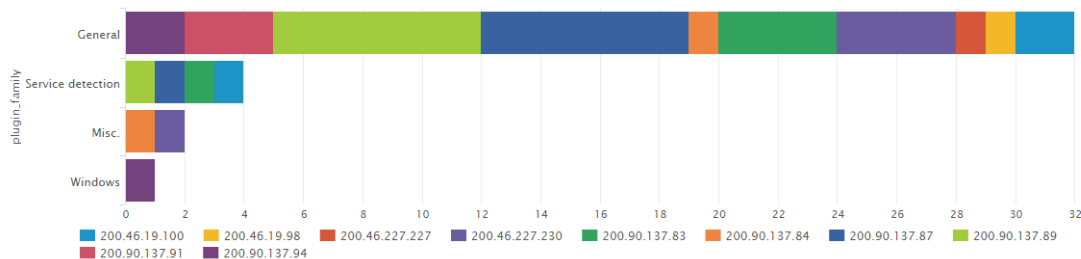
Graph: Vulnerability Category by Vulnerability Name

This report illustrates the vulnerability category and count by vulnerability name discovered this report period



Graph: Vulnerability Category by Host

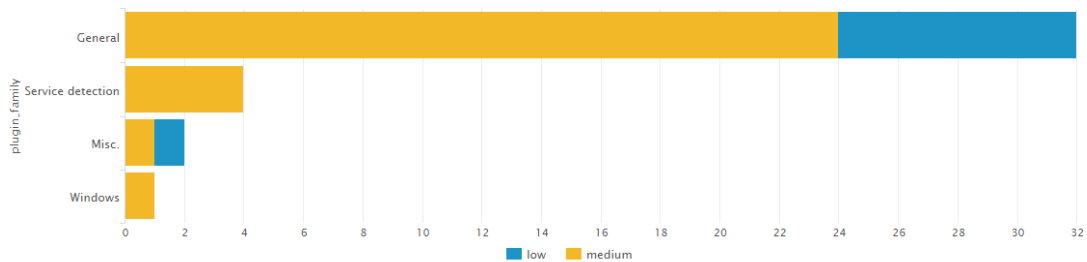
This report illustrates the vulnerability category and count by host discovered this report period



CONFIDENTIAL

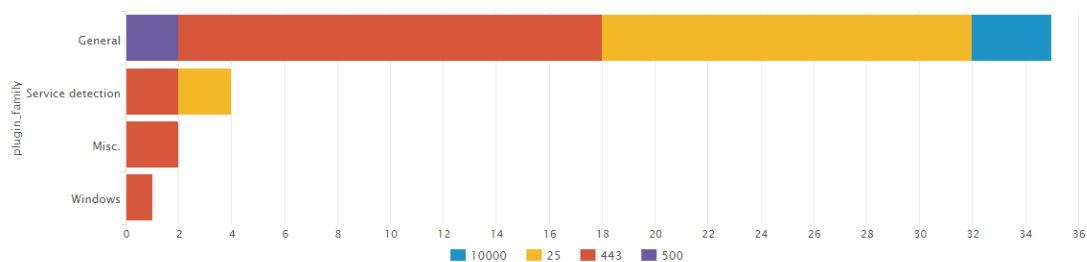
Graph: Vulnerability Category by Risk

This report illustrates the vulnerability category and count by risk discovered this report period



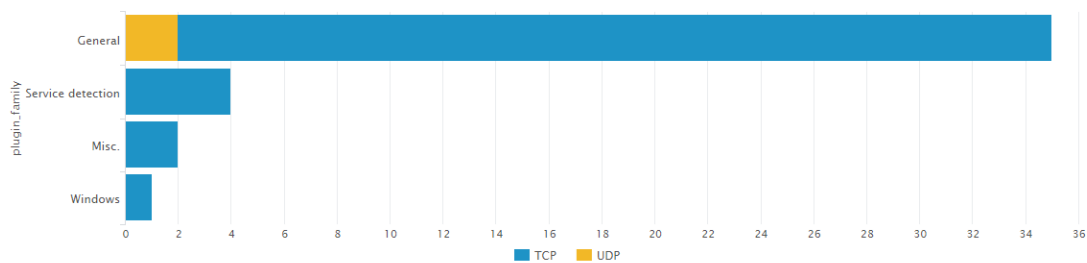
Graph: Vulnerability Category by Port

This report illustrates the vulnerability category and count by port discovered this report period



Graph: Vulnerability Category by Protocol

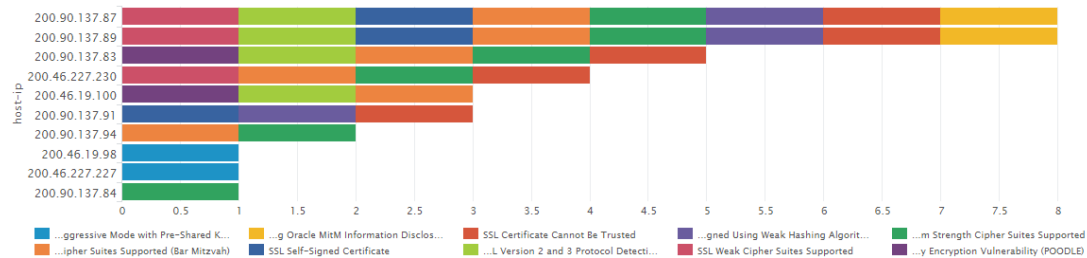
This report illustrates the vulnerability category and count by protocol discovered this report period



CONFIDENTIAL

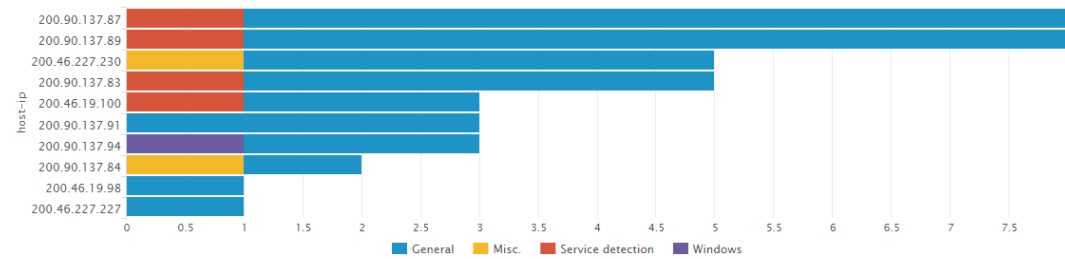
Graph: Host by Vulnerability Name

This report illustrates the vulnerability name and count by hosts discovered this report period



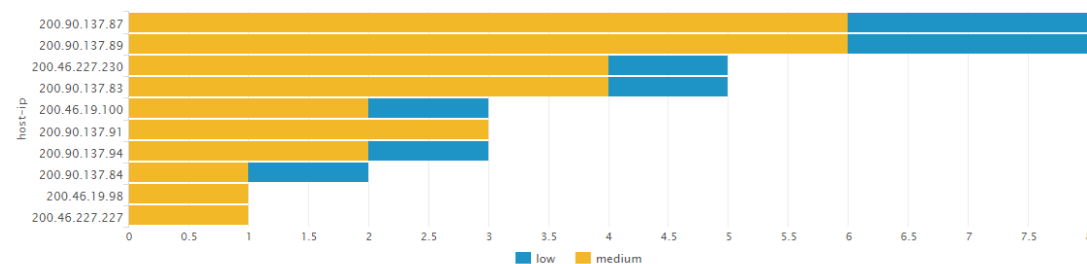
Graph: Host by Vulnerability Category

This report illustrates the vulnerability category and count by hosts discovered this report period



Graph: Host by Vulnerability Risk

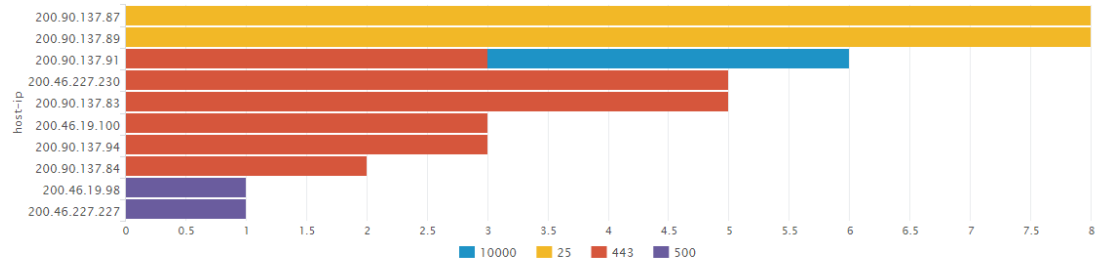
This report illustrates the vulnerability risk and count by hosts discovered this report period



CONFIDENTIAL

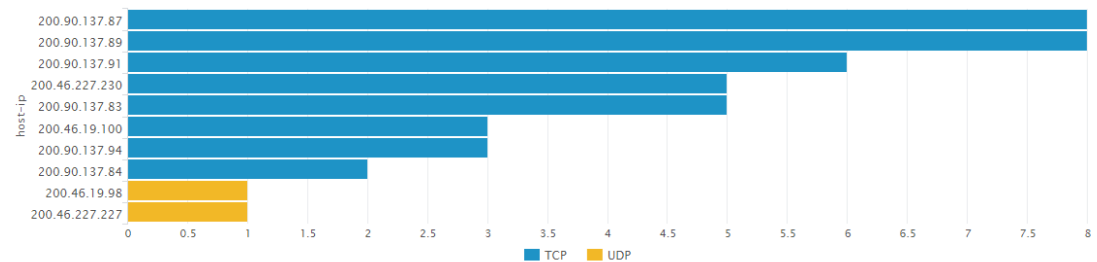
Graph: Host by Port

This report illustrates the port and count by hosts discovered this report period



Graph: Host by Protocol

This report illustrates the protocol and count by hosts discovered this report period



CONFIDENTIAL

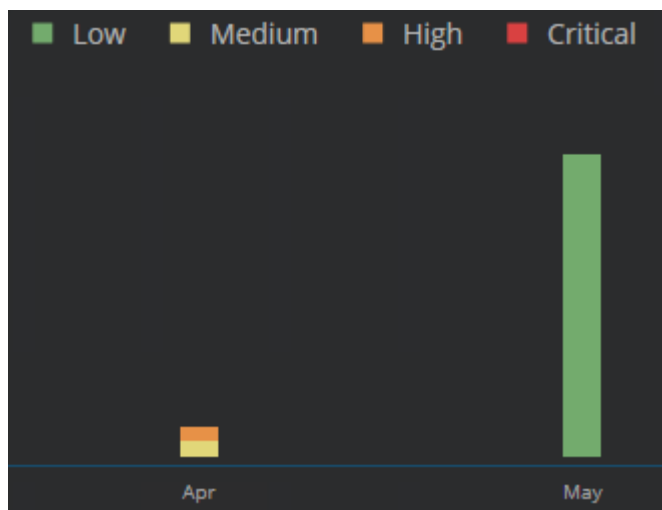
Managed End Point Incident Response Service (MSS-EIR) Intelligence Section

The MSS-EIR is a preventive detection and response and a forensic service to identify without signatures and mitigate an attack to the end-points and servers of an organization. The service works by actively seeking malicious activity in the customer's network based on suspicious behaviors (not based on signatures). This technology allows our analysts to detect malicious software that may have evaded existing security countermeasures. At the same time we conduct investigations by responding to a security alert – this service is based on leveraging a powerful investigation platform to shorten the investigation time, respond to more incidents and get to the root cause of each incident.

The purpose of this section is to highlight intelligence gathered from this and other services under contract as well as outside sources such honeypots, known malicious sources, vulnerability databases, relationships with CERT and CSIRT teams that GLESEC possesses, together with various other threat feeds.

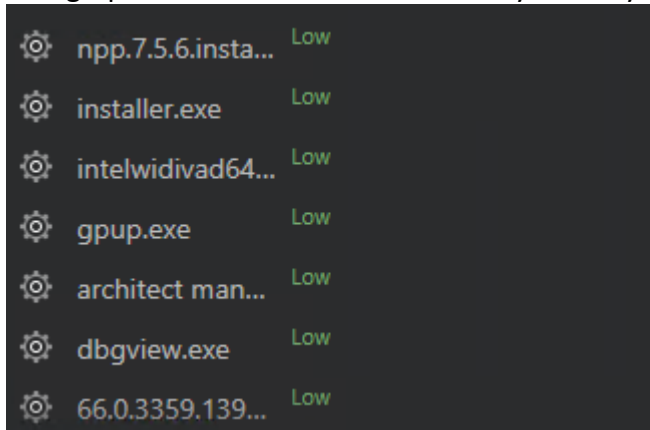
The following graphs are dashboards generated by GLESEC's TIP™ platform. These dashboards are representative of metrics for this service. The dashboards will be presented in the next report.

Graph: Severity by Month



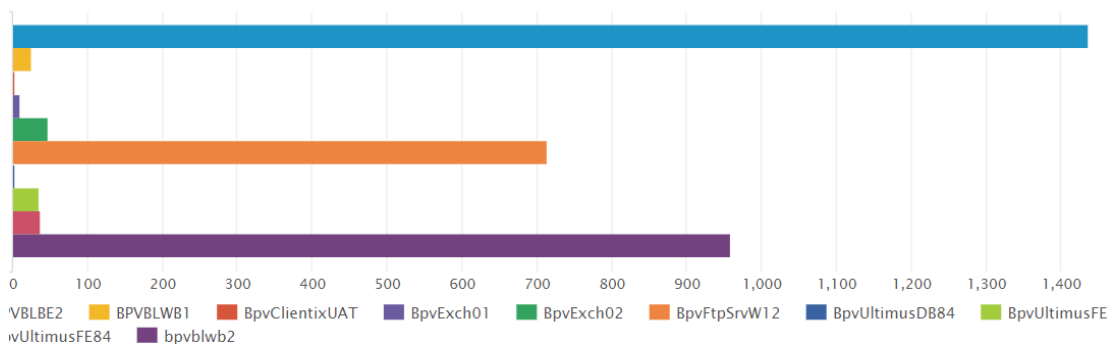
Graph: Top Entities by Severity

This graphic shows the entities found by severity



Graph: Top Agents With Suspicious behavior

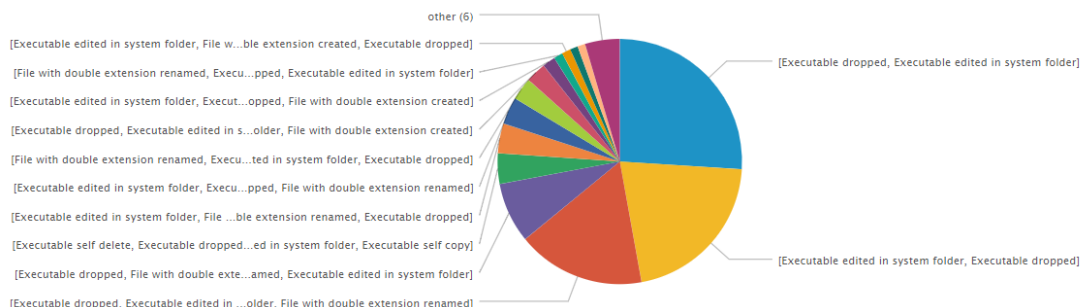
This graphic shows the agents that register the most amount of events



CONFIDENTIAL

Graph: Top Suspicious behavior List

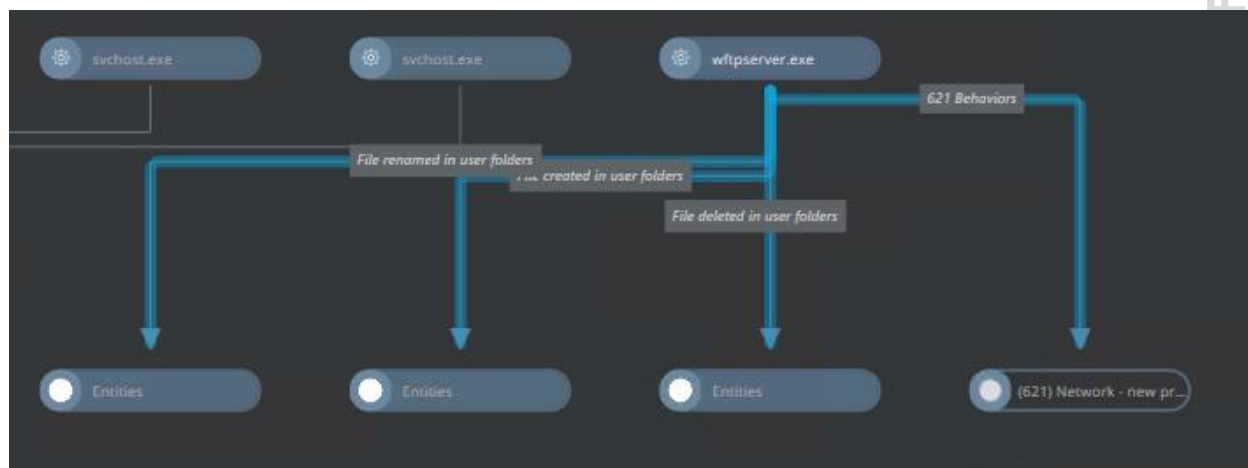
Next table represents the most frequents suspicious behavior registered from the agents



Top Events Registered By High Severity Level

WingFTP

Alert 213. We observed that during this month there were more than 600 connections to server with internal logical address 10.100.201.150/27, on agent BPVFTPSRVW12, from public IP addresses as follows: 178.73.215.171, 186.148.98.66, 186.74.46.38, 190.140.88.72, 200.46.80.106, 216.218.206.68, 54.85.110.29. Where the IP registered to be most recurrent was the last one mentioned before. During these connections it was found that there were files renamed, created and deleted from user folders.



Notepad++

Alert 812002. From agent BpvExch01 with internal logical address 10.100.201.118, on the Third of April 2018, a connection to Notepad++ updater was registered and

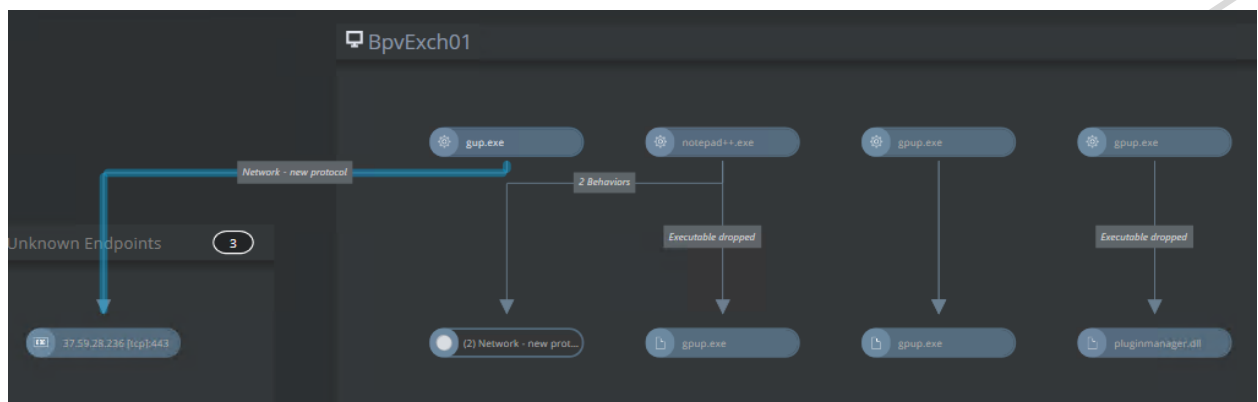
the subsequent events generated by the same process were initiated by user "jorge.jarpa" at 12:59 PM

PROCESS | GUP.EXE

Behavior: Network - new protocol (1)

File md5: 3b3d022abd39954f68c29f6a3a847b45
Process command line: "C:\Program Files (x86)\Notepad++\updater\gup.exe" -v7.56
Process creation time: 4/3/2018 12:59:53 PM
Process directory: c:\program files (x86)\notepad++\updater\
Process integrity level: High Mandatory
Process pid: 29788
Sid: s-1-5-21-798759585-2729888685-3708180398-4683
User name: jorge.jarpa

All the events that we mention above are identifiable on the image below, connection to socket 37.59.28.236:443 was interpreted to be related to downloading the new update for notepad++. If this event was not planned or you are not aware of this, please let us know.

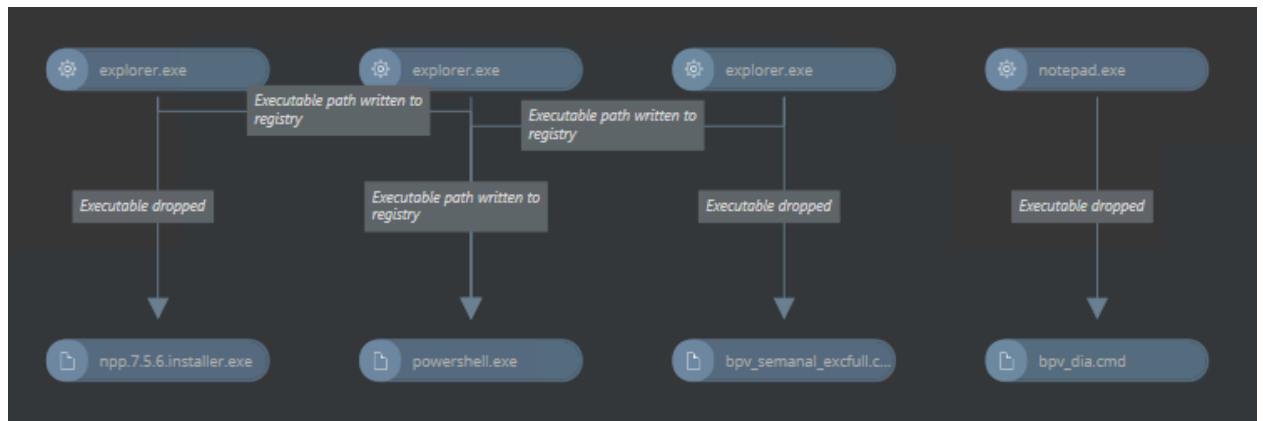


Top Events Registered By Medium Severity Level

Migration

Alert 18. During this period, our Operations Center have noticed activity of user "migracion" on computer corresponding to agent BpvExch01.

REPORT FOR: BANVIVIENDA



On 27/04/2018 11:18:14 AM user "migracion" was used to create, modify and rename a script. This action may or not be of concern to Banvivienda, depending on if this event can be accountable as part of a regular process.

BEHAVIOR				
SEVERITY LOW				
Event	From	To	Time	
Executable file created	explorer.exe	bpv_dia_excfull.cmd	27/04/2018 11:13:13.000	
Script file read	notepad.exe	bpv_semanal_excfull.cmd	27/04/2018 11:13:37.000	
Executable file renamed	explorer.exe	bpv_semanal_excfull.cmd	27/04/2018 11:13:25.000	

More details about event reported bellow:

PROCESS NOTEPAD.EXE
Behavior: Executable dropped (1)
File md5: fc2ea5bd5307d2cfa5aaa38e0c0ddce9
Process command line: "C:\Windows\System32\notepad.exe" C:\Users\migracion\Desktop\BPV_DIA.cmd
Process creation time: 4/27/2018 11:18:14 AM
Process directory: c:\windows\system32\
Process integrity level: High Mandatory
Process pid: 10740
Sid: s-1-5-21-798759585-2729888685-3708180398-8216
User name: migracion

Also on the 13th of April 2018 many events were initiated by user name “migracion” some of which were: file created and deleted in user folder and executable dropped. This behavior can be considered a threat because creating, deleting and dropping executable files is part of many malware execution sequence. Executable that was dropped, in this case, was bpv_semanal_execfull.cmd. If this event is not part of normal activity, please let us now.

Behavior: Key logger set windows hook (1)	Behavior: File renamed in program files (1)
Behavior: File created in user folders (1)	Behavior: File renamed in user folders (1)
Behavior: File deleted in user folders (1)	Behavior: Executable path written to registry (1)
Behavior: Executable dropped (1)	
File md5: b3541a5a20c6264781909b1b7fe54836	> PREVENTION: Unblocked
Process command line: C:\Windows\Explorer.EXE	> THREAT INTELLIGENCE:
Process creation time: 4/13/2018 3:04:50 PM	
Process directory: c:\windows\	
Process integrity level: High Mandatory	
Process pid: 16296	
Sid: s-1-5-21-798759585-2729888685-3708180398-8216	
User name: migracion	

Managed Event Correlation Service (MSS-SIEM) Intelligence Section

The MSS-SIEM is an event correlation solution based on GLESEC's Multi-security Appliance ("GMSA") which when connected internally to the network allows sources to receive the data to be correlated and this generates intelligence, alerts and reporting, incident handling and management.

The purpose of this section is to highlight intelligence gathered from this and other services under contract as well as outside sources such honeypots, known malicious sources, vulnerability databases, relationships with CERT and CSIRT teams that GLESEC possesses, together with various other threat feeds.

The following graphs are dashboards generated by GLESEC's TIP™ platform. These dashboards are representative of metrics for this service.

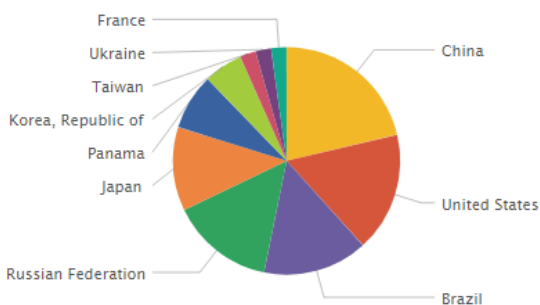
Graph: Denial Connections

This graphic shows the denied connections in the firewall rules

303,729

Graph: Top Country Blocked

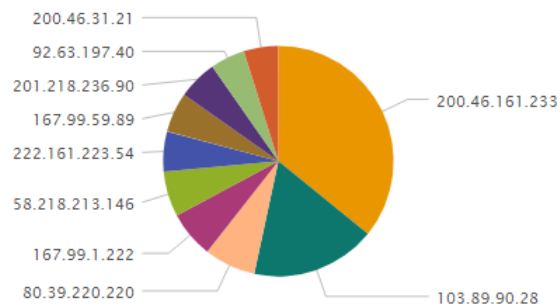
This graphic shows top attacking countries blocked.



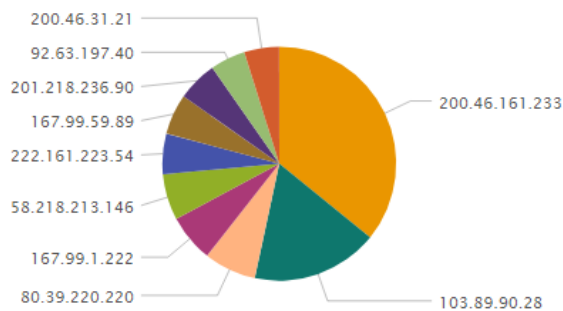
Graph: Top Attacks Blocked by IP address

This graphic shows the top attacker's IP blocked

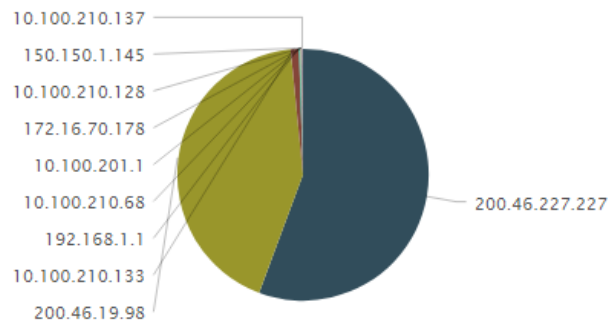
CONFIDENTIAL



Graph: Top Sources
This graphic shows top attack sources blocked

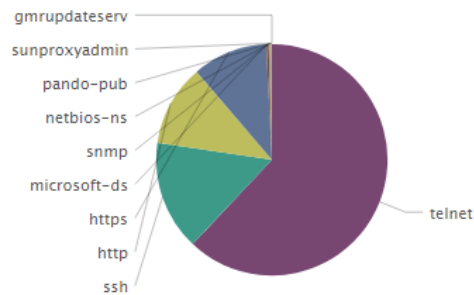


Graph: Top Destinations
This graphic shows the top attack destinations denied



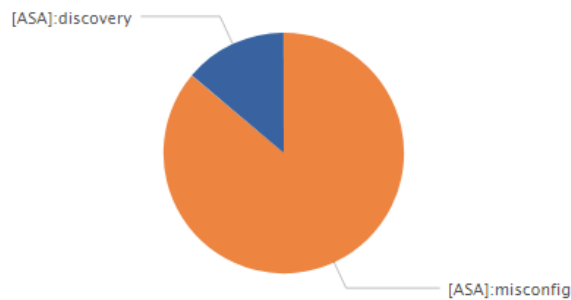
Graph: Top Services
This graph provides the top services blocked by in and out firewall rules.

CONFIDENTIAL



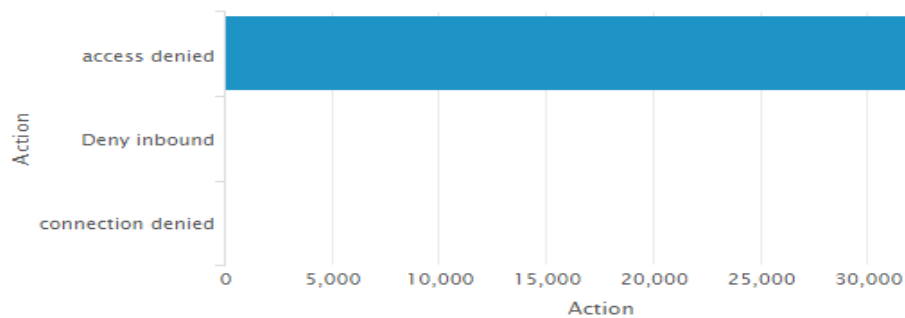
Graph: Top Threats

This graph shows the top threat category denied.



Graph: Actions Taken

This graph shows the most frequent actions taken in order to deny attacks.



Graph: Network Activity

This graph shows the most frequent traffic categories present in the network.

vendor_definition	count	percent
Network Access Point	45877071	99.320206
IKE and IPsec	45877071	99.320206
User Session	304096	0.658344
Access Lists	271765	0.588350
IP Stack	9908	0.021450
NAT and PAT	367	0.000795

Cyber Security Operations

The purpose of this section is to highlight the activities performed by GLESEC's Global Operations Center (GOC) including: monitoring availability and performance of services under contract, Change Management, Incident Response activities and Consulting Activities.

TICKET ACTIVITY

In this section we report on all the change management and incidents tickets for the month.

Monthly Reports Banvivienda 2018-04-01[..]

Ticket#	Title	Priority
2018041710000025	Prueba de Concepto del servicio MSS-BAS	3 normal
2018041610000036	INCIDENT REPORT BANVIVIENDA 1162	3 normal
2018041110000036	Incident-1160	3 normal
2018040410000102	Incident-1158-DMZ	3 normal

All the services operated normally during the month of April.

CONFIDENTIAL

Definitions

High Vulnerabilities are defined as being in one or more of the following categories: Backdoors, full Read/Write access to files, remote Command Execution, Potential Trojan Horses, or critical Information Disclosure (e.g. passwords).

Medium Vulnerabilities describes vulnerabilities that either expose sensitive data, directory browsing and traversal, disclosure of security controls, facilitate unauthorized use of services or denial of service to an attacker.

Low Vulnerabilities describes vulnerabilities that allow preliminary or sensitive information gathering for an attacker or pose risks that are not entirely security related but maybe used in social engineering or similar attacks.

SMB/NetBIOS vulnerabilities could allow remote code execution on affected systems. An attacker who successfully exploits these vulnerabilities could install programs; view, change, or delete data; or create new accounts with full user rights. Firewall best practices and standard default firewall configurations can help protect networks from attacks that originate outside the enterprise perimeter. Best practices recommend that systems that are connected to the Internet have a minimal number of ports exposed.

Simple Network vulnerabilities affect protocols like NTP, ICMP and common network applications like SharePoint among others. This is not meant to be a comprehensive list.

Authentication and encryption are two intertwined technologies that help to insure that your data remains secure. Authentication is the process of insuring that both ends of the connection are in fact “who” they say they are. This applies not only to the entity trying to access a service (such as an end user) but to the entity providing the service, as well (such as a file server or Web site). Encryption helps to insure that the information within a session is not compromised. This includes not only reading the information within a data stream, but altering it, as well.

While authentication and encryption each has its own responsibilities in securing a communication session, maximum protection can only be achieved when the two are combined. For this reason, many security protocols contain both authentication and encryption specifications.

Authentication and encryption are two intertwined technologies that help to insure that your data remains secure. Authentication is the process of insuring that both



ends of the connection are in fact “who” they say they are. This applies not only to the entity trying to access a service (such as an end user) but to the entity providing the service, as well (such as a file server or Web site). Encryption helps to insure that the information within a session is not compromised. This includes not only reading the information within a data stream, but altering it, as well.

While authentication and encryption each has its own responsibilities in securing a communication session, maximum protection can only be achieved when the two are combined. For this reason, many security protocols contain both authentication and encryption specifications.

CONFIDENTIAL





USA-ARGENTINA-PANAMA
México-Perú-Brasil- Chile

Tel: +1 609-651-4246
Tel: +507-836-5355

Info@glesec.com
www.glesec.com