



OPERATIONS & INTELLIGENCE EXECUTIVE CYBER SECURITY REPORT

Copa Airlines

May, 2018

Tel: +1 609-651-4246
Tel: +507-836-5355

Info@glesec.com
www.glesec.com

CONFIDENTIAL

Table of Contents

About This Report	3
Confidentiality	3
Scope of this Report.....	4
Executive Summary.....	5
Recommendations	12
Intelligence Section Per Service Module	13
Cyber Security Operations	24
Definitions	25

CONFIDENTIAL



About This Report

The purpose of this document is to report on the “state” of security for your organization. It must be noted that GLESEC bases its information analysis on the services under contract. The information generated by these services is then aggregated, correlated and analyzed. The more complete the set of services under contract the more accurate and complete the results will be.

The report is organized in three parts; the first is the Executive Summary with recommendations (as necessary or applicable), the second is the Intelligence Section with more detail information and analysis dashboards and the last is Operational Section with status of the services and counter-measures under contract, tickets for change management and incidents reported and consulting activity for the month.

We at GLESEC believe that information security is a holistic and dynamic process that requires on-going research and follow up and should be handled with the right tools, systems, processes, skill personnel and focus attention. The process is dynamic due to the constant discovery of new security vulnerabilities and exploits, the proliferation of hacking tools that make it easier for script-kiddies with minimal knowledge to cause damage. The increase in malware, phishing, insider threats, espionage, organized crime, intellectual property theft, and hacktivism are the very cause of information security exposure and are most commonly driven by financial gain. GLESEC’s outsourcing services, based on its proprietary TIPTM platform portfolio provide the ideal response to the above.

Confidentiality

GLESEC considers the confidentiality of client’s information as a trade secret. The information in this context is classified as:

- Client name and contact information
- System architecture, configuration, access methods and access control
- Security content

All the above information is kept secure to the extent in which GLESEC secures its own confidential information.



Scope of this Report

GLESEC Contracted Services Table

This table list of GLESEC TIP™ services and indicate which are contracted and the corresponding service expiration dates of the contracts.

Type	Service	Contracted?	Service Expiration
Threat Mitigation	MSS-APS		
Threat Mitigation	MSS-APS-SSL		
Threat Mitigation	MSS-APS-PS		
Threat Mitigation	MSS-APFW		
Vulnerability Testing	MSS-VME	YES	10/30/2018
Vulnerability Testing	MSS-VMI		
Compliance	MSS-EPS		
Threat Mitigation	MSS-SIEM		
Risk assessment	MSS-BAS		
Threat Mitigation	MSS-EIR		
Threat Mitigation	MSS-UTM		
Threat Mitigation	MSS-INT		
Access Control	MSS-TAS	YES	10/30/2018

CONFIDENTIAL



Executive Summary

This report corresponds to the period from May 2018.

The following table describes the major categories that GLESEC has identified to report on the state-of-security of its member-clients. The categories in the table below are based on risk-management methodology. This is a principal foundational aspect of GLESEC.

	RISK / RIESGO
	VULNERABILITIES / VULNERABILIDADES • MSS-VM Service
	THREATS / AMENAZAS • MSS-APS; MSS-EPS; MSS-SIEM; MSS-EIR; MSS-UTM
	ASSETS / ACTIVOS • MSS-VM; MSS-EPS
	COMPLIANCE / CUMPLIMIENTO • MSS-EPS
	SECURITY VALIDATION / VALIDACION • MSS-BAS
	TRUSTED ACCESS / ACCESS CON CONFIABILIDAD • MSS-TAS

RISK

Risk management is the ongoing process of identifying, assessing, and responding to risk. To manage risk, organizations should understand the likelihood that an event will occur and the resulting impact. With this information, organizations can determine the acceptable level of risk for delivery of services and can express this as their risk tolerance. The NIST Cyber-Security Framework

One of GLESEC's foundational columns is basing all its activities to support RISK determination and mitigation. What any organization should want to know is what is their level of RISK, and in this case in particular to cyber-security. Cyber-Security RISK has a direct impact to the business and as such is of paramount importance to the Board and Management of the company.

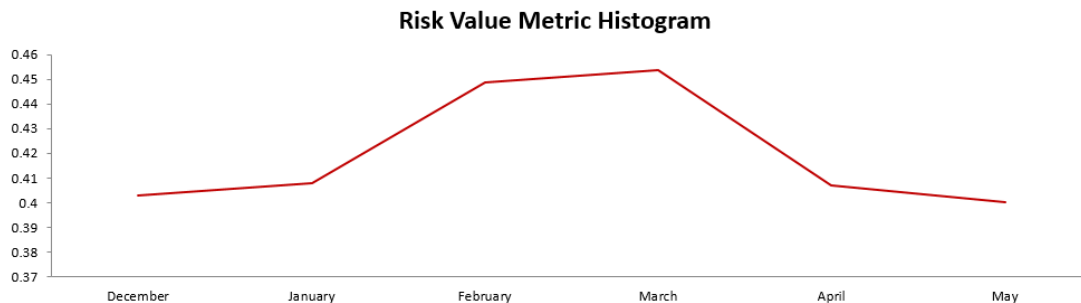
We at GLESEC measure RISK through a number of perspectives and using several of

CONFIDENTIAL



the TIP™ platform portfolio of services. The MSS-VM or Managed Vulnerability Service provides us with one view, how weak are the systems of the organization. The MSS-BAS provides us a view of how weak are the defenses of the organization to the latest threats. The MSS-APS, MSS-SIEM, MSS-UTM, MSS-EIR, MSS-EPS provides us with attack information both internal and external, DDOS, Malware, Ransomware and other attack vector information as well as provide protection level services. The MSS-EPS also provides us RISK level information for non-compliance with internal or external requirements and/or regulations. All in all a variety of services provide us with different views and together we have the most complete view of our client's security posture.

The RISK VALUE METRIC histogram below represents the changes in the Vulnerability based Risk Value Metric over the past six months.



In the month of April we managed to reach 10 hosts. In the current month, May, the total scanned hosts were 8; this indicates that 2 hosts were not available. These will be detailed below: ec2-52-1-19-81.compute-1.amazonaws.com, ec2-54-164-239-210.compute-1.amazonaws.com.

The risk level for your organization has not varied compared to last month; this is taking into account that the 8 scanned hosts and the vulnerabilities they present are the same totals.

VULNERABILITIES

GLESEC's MSS-VM(E/I) service is used to conduct two weekly testing to external and/or internal systems (depending on the options of the contracted service). Of the two tests performed weekly, one is to test for discovery of assets on the network and the other to test for vulnerabilities. The external testing is performed from GLESEC' cloud platform and the internal is conducted with the GLESEC Multi-security Appliance (GMSA).

CONFIDENTIAL



Vulnerabilities are weaknesses that if exploited can compromise the organization and as such are a component of RISK for the organization. If there are vulnerabilities and also threats there is RISK that the organization can be impacted. The vulnerabilities reported by GLESEC should be considered all important and addressed according to the priority (Critical, High, Medium and Low). An effective process is to work with the GLESEC provided information and GLESEC consulting team to address the recommendations provided in a systematic and continuous way. Progress can be determined by the weekly testing.

The vulnerabilities of Copa Airlines in this period have been 1 high risk and 21 medium risk and 6 low risk. previously most of these were present and some were corrected. however, one of them could be of great risk to the organization because it is a high severity vulnerability.

Once analyzed the situation it was found that this vulnerability is associated with CGI Generic SQL Injection (blind); The particular and urgent attention should be concentrated in the following IP address 52.72.43.239. The organization has a high level of exposure and we urge Copa Airlines to take immediate action.

Risk Value Metric

GLESEC utilizes a metric to provide a way to quantify the vulnerabilities based risk of an organization. This metric is to measure the relative value of vulnerabilities and also the record of change over time.

It is important to mention that this metric considers a median value for the vulnerabilities classified as "critical", "high", "medium" and "low", giving them a weight of 100%, 75%, 50% and 10% respectively.

This takes into consideration all of the vulnerabilities, but is important to point out that this values (100%, 75%, 50% and 10%) are arbitrarily chosen by us, so this measure can in time change as we understand more of the risks involved. We can use this metric to evaluate the progress in time and to compare one over the other using a common amount set.



REPORT FOR:

Copa Airlines

The following external network ranges for Copa Airlines were scanned for vulnerabilities.

The following table indicates the external vulnerability metric.

Total IP's Scanned				IP's Vulnerable	
8				8	
Risk Distribution					
Critical	High	Medium	Low	Total	
0	1	21	6	28	
According to the metrics:					
RV= 0.477083333					
The following values are to clarify RV:					
RV=1 Points to every IP address in the infrastructure that are susceptible to attacks					
RV=0 Points to no IP address in the infrastructure aret susceptible to attacks					
RV=0.1 Point to 1/10 IP address in the infrastructure that are susceptible to attacks					

External listing of vulnerabilities by condition:

Host	Critical	High	Medium	Low
201.218.212.9		0	9	2
52.72.43.239		1	3	2
200.46.240.137		0	4	0
52.86.152.128		0	1	1
201.218.212.35		0	2	0
34.199.239.56		0	0	1
52.3.92.27		0	1	0
200.46.241.161		0	1	0

The following table provides a comparison of persistent external vulnerabilities of the current month and previous month.

host-ip	Previous Month	Current Month
200.46.240.137	4	4
200.46.241.161	1	1
201.218.212.35	2	2
201.218.212.9	11	11
34.199.239.56	2	1
52.1.19.81	1	
52.3.92.27	1	1
52.72.43.239	1	6
52.86.152.128	3	2
54.164.239.210	1	

Please view Recommendations for more details. This can be seen on the GLESEC MEMBER PORTAL (GMP).

Vulnerability Categories



The following table indicates the categories that we use for vulnerabilities as a way to provide context to them and facilitate the prioritization of how to handle remediation.

Preliminary Analysis	Firewalls	Network Devices
SMB/NetBIOS	SSH Servers	Malformed Packets
Simple Network Services	Mail Servers	Proxy Servers
Policy Checks	SQL Servers	Wireless AP
Web Servers	FTP Servers	Webmail Servers
RPC Services	Server Side Scripts	NFS Services
Backdoors	SNMP Services	Printers
Encryption and Authentication	DNS Servers	

Based on the above the following table shows a matrix of the total External vulnerabilities by category.

Category ▾	Critical ▾	High ▾	Medium ▾	Low ▾	Total ▾
General		0	15	3	18
Web Servers		0	4	3	7
CGI abuses		1	0	0	1
Misc.		0	1	0	1
Service detection		0	1	0	1

THREATS

GLESEC uses its MSS-APS, MSS-EPS, MSS-SIEM, MSS-EIR and MSS-UTM to determine threat intelligence activity.

The services that provide us with information for this section have not been contracted.

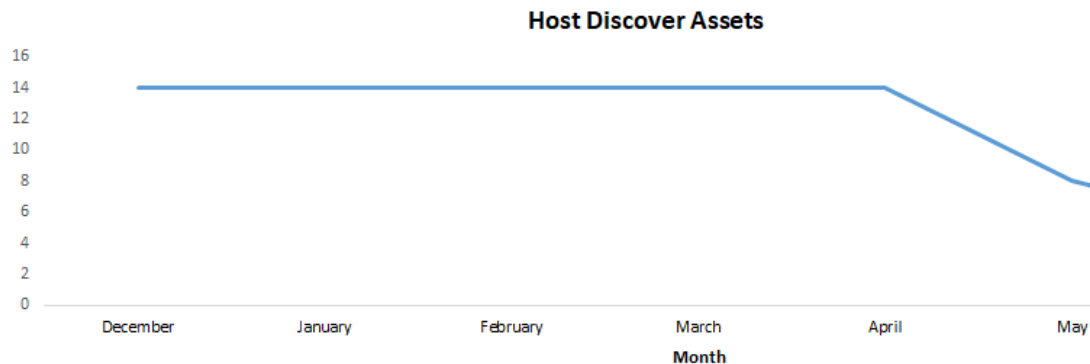
ASSETS

We believe that we cannot protect what we don't know and to know the assets (systems and applications) is critical to having a sound cyber security practice. Therefore we encourage you to verify the information that we provide and let us know if anything is suspicious or just not right. We can work with your organization to create a baseline that can be used to identify deviations. Please contact our GOC for assistance in this matter.

The MSS-VM(E/I) identify network assets while the MSS-EPS identify applications. Depending on the contracted services is the listing that can be provided of system or

application assets. The MSS-VM(E/I), MSS-EPS conduct weekly testing.

The Host Discovery histogram below represents the changes in the Host Discovery inspections over the past six months



It can be seen in the graph in comparison with the previous month that there has been a decrease of the hosts from 10 hosts discovered to 8 host discovered in the month of May.

For GLESEC, it is important to know if these servers should be 100% operational during the whole day or if they experience downtime at specific hours.

COMPLIANCE

The MSS-EPS or Managed End Point Security Service is a Compliance and Remediation Service. For compliance we understand the testing, monitoring and alerting of deviations of the parameters of all “hosts” and “servers” in the organization from established baselines. These baselines can be created to support specific outside requirements or internal best-practice guidelines. The MSS-EPS can monitor deviations to these baselines and also “enforce” compliance with these.

The services that provide us with information for this section have not been contracted.

CYBER SECURITY VALIDATION

Security Validation implies the validation of the entire security by conducting testing with simulated attacks. This is conducted with the Managed Breach Attack Simulation Service (MSS-BAS). The MSS-BAS is a collection of advanced pre-exploitation, post-exploitation and awareness testing services. The testing is on real targets based on simulated attacks; therefore these provide conclusive (no false positive) results. The different attack vectors test the organization’s configurations, countermeasures, implementations and ability to respond in a continuous fashion

CONFIDENTIAL



producing valuable intelligence and recommendations.

The services that provide us with information for this section have not been contracted.

TRUSTED ACCESS

The new IT model brings with it a greater attack surface, comprised by employees that use their own devices for work, while working remotely. The proliferation of cloud applications for nearly every business need has also contributed to increased technical complexity. These days, attackers can expose much different vulnerability in multiple vectors — in a single attack. Traditional security is designed to address separate, siloes attacks, making these solutions ineffective against modern threats. These new threats center on gaining remote access to your apps and data — whether it's with stolen passwords or exploited known vulnerabilities targeting your users, their out-of date devices, cloud applications and remote access software.

The Managed Trusted Access Service (MSS-TAS) is a holistic security service to (a) ensure that the user's access is trusted (valid user) and (b) the devices used by the user to authenticate meet the organization's security standards.

During previous month, Member-Client Copa Airlines had a successfully access rate of 91%, there were 962 granted and 90 denied authentications. From the ones that were denied 99. It is also worth mentioning that from the total of 589 users, 99 are active.

CONFIDENTIAL



Recommendations

GLESEC recommends for Copa Airlines to address the following

1. Take immediate actions to the detailed recommendations in this report.
2. Certificates that can be trusted or SSL Certificate Chain contains RSA keys less than 2048 bits should be corrected.
3. SSL medium Strength cipher suites should not be allowed for SSL connections.
4. Restrict NTP 6 mode queries to prevent unauthorized remote access.
5. Modify the affected CGI scripts (CGI Generic SQL Injection).
6. We recommend applying the most recent patches for your endpoints, since we have identified that 85% of the devices used for the TAS service have outdated software installed.
7. We recommend taking the necessary measures to solve the problem presented to the IP address 52.72.43.239 which presents a high vulnerability due to problems of CGI Generic SQL Injection (blind).

In our Technical Report monthly you will find more information about the affected hosts of the mentioned vulnerabilities.

Alert: All mentioned vulnerabilities have exploits available and are on the internet can be downloaded and used against you.

CONFIDENTIAL



Intelligence Section Per Service Module

Managed Vulnerability Service (MSS-VM) Intelligence Section

The Managed Vulnerability Service (MSS-VM) enables organizations to minimize the risk of vulnerabilities by quickly discovering weaknesses, measuring the potential risk and exposure, reporting, providing remediation information necessary to mitigate those risks on an on-going basis and facilitating reporting and compliance with regulations and best practices.

The purpose of this section is to highlight intelligence gathered from this and other services under contract as well as outside sources such honeypots, known malicious sources, vulnerability databases, relationships with CERT and CSIRT teams that GLESEC possesses, together with various other threat feeds.

The following graphs are dashboards generated by GLESEC's TIP™ platform. These dashboards are representative of metrics for this service.

It is important to establish a vulnerability management program as part of the information security strategy because soon after new vulnerabilities are discovered and reported by security researchers or vendors, attackers engineer exploit code and then launch that code against targets of interest. Any significant delays in finding or fixing software with dangerous vulnerabilities provides ample opportunity for persistent attackers to break through, gaining control over the vulnerable machines and getting access to the sensitive data they contain. Organizations that do not scan for vulnerabilities and proactively address discovered flaws face a significant likelihood of having their systems compromised.

Many of the vulnerabilities will provide CVE data. CVE (Common Vulnerabilities and Exposures) is a list of information security exposures and vulnerabilities sponsored by US-CERT and maintained by the MITRE Corporation. The CVE mission is to provide standard names for all publicly known security exposures as well as standard definitions for security terms. The CVE can be searched online at <http://nvd.nist.gov/>.

Vulnerability Score

The score of vulnerability is determined by its risk factor; Critical, High, Medium or Low, as well as its value in the Common Vulnerability Scoring System (CVSS). The CVSS "base score" represents the innate risk characteristic of each vulnerability. CVSS is a vulnerability scoring system designed to provide an open and standardized method for rating IT vulnerabilities. CVSS helps organizations prioritize and

CONFIDENTIAL



coordinate a joint response to security vulnerabilities by communicating the base, temporal and environmental properties of each vulnerability. In addition to numeric scores, the CVSS provides severity rankings of High, Medium, and Low but these qualitative rankings are simply mapped from the numeric CVSS scores. Vulnerabilities are labeled as:

Low risk if they have a CVSS base score of 0.0 – 3.9

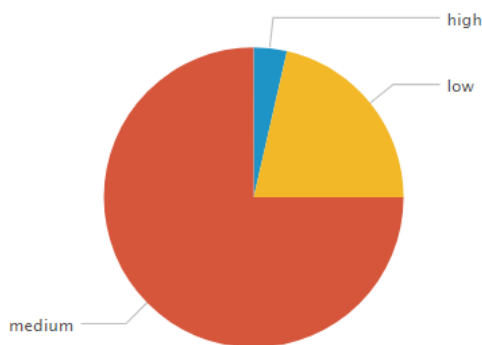
Medium risk if they have a CVSS base score of 4.0 – 6.9

High risk if they have a CVSS base score of 7.0 – 10.0

Vulnerability Information

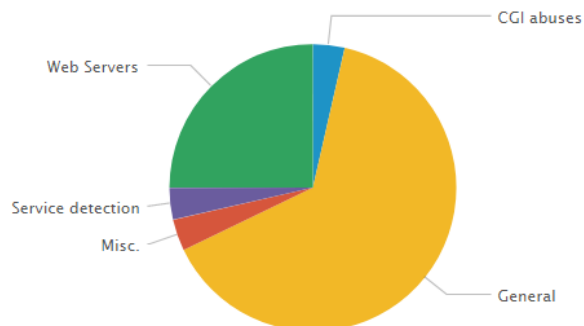
Graph: Risk Distribution

This report depicts the risk distribution of vulnerabilities discovered this report period



Graph: Most Frequent Vulnerability Category

This report depicts the most frequent vulnerabilities by category discovered this report period



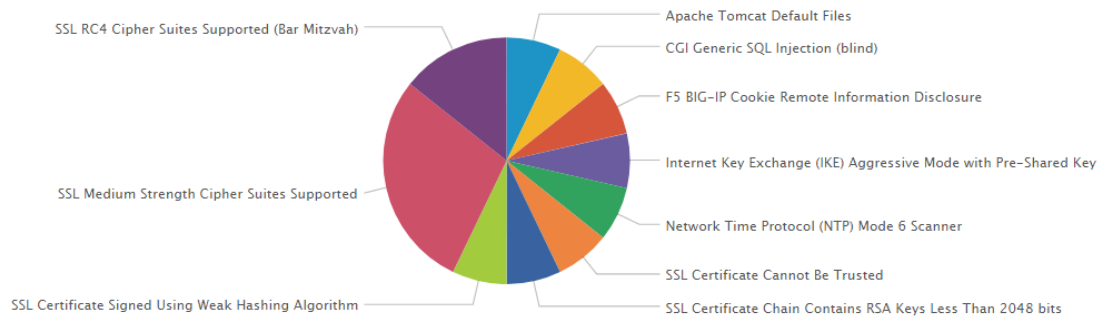
Graph: Most Frequent Vulnerability Name

This report depicts the most frequent vulnerabilities discovered this report period

CONFIDENTIAL

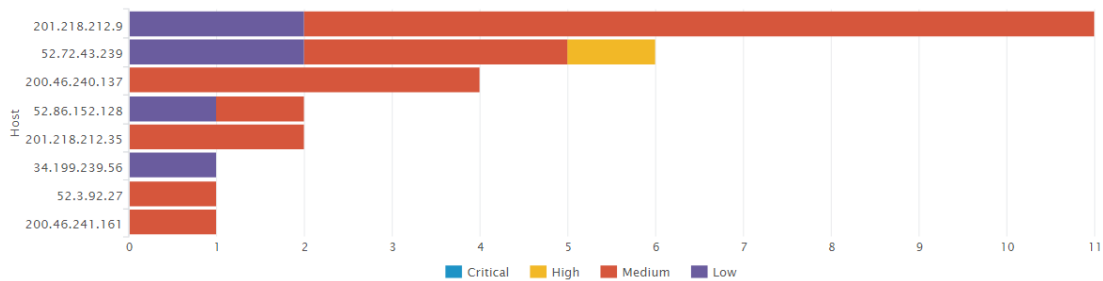
REPORT FOR:

Copa Airlines



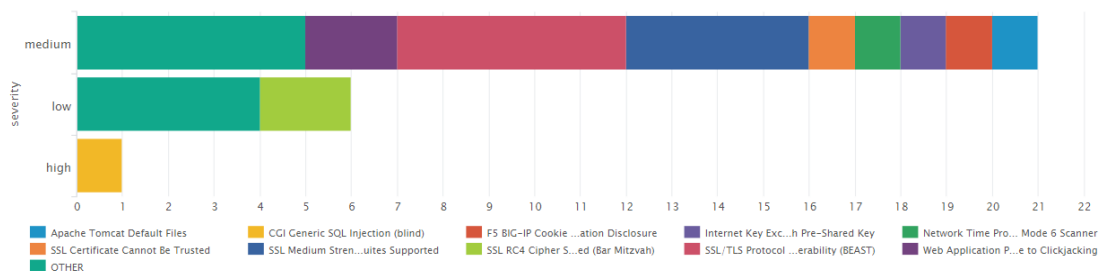
Graph: Most Vulnerable Host

This report depicts the most vulnerable hosts discovered in this report period



Graph: Vulnerability Risk by Vulnerability Name

This report illustrates the vulnerability risk and count by vulnerability name discovered this report period



Graph: Vulnerability Risk by Host

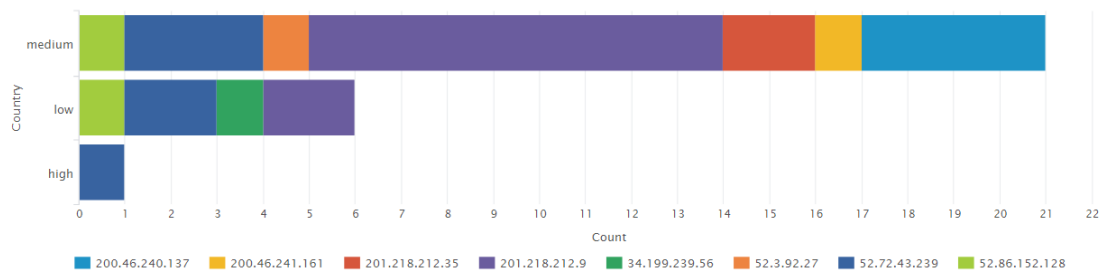
This report illustrates the vulnerability risk and count by category discovered this report period

CONFIDENTIAL



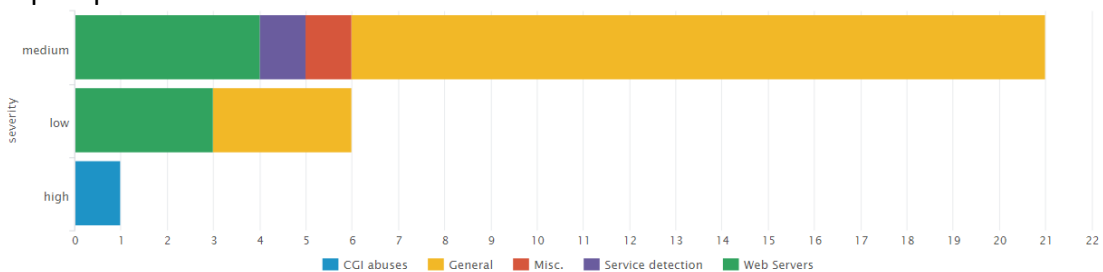
REPORT FOR:

Copa Airlines



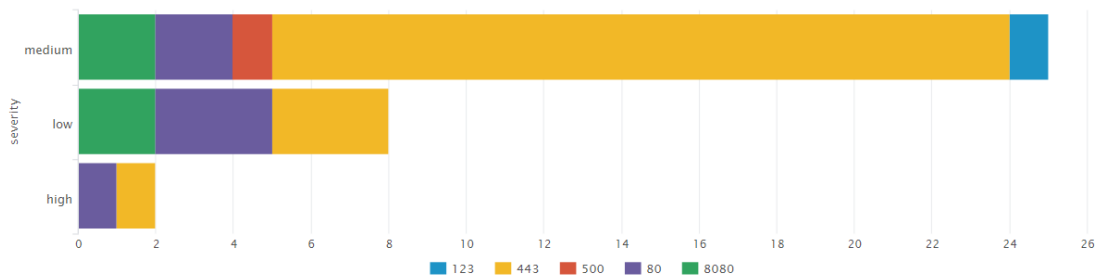
Graph: Vulnerability Risk by Category

This report illustrates the vulnerability risk and count by category discovered this report period



Graph: Vulnerability Risk by Port

This report illustrates the vulnerability risk and count by port discovered this report period



Graph: Vulnerability Risk by Protocol

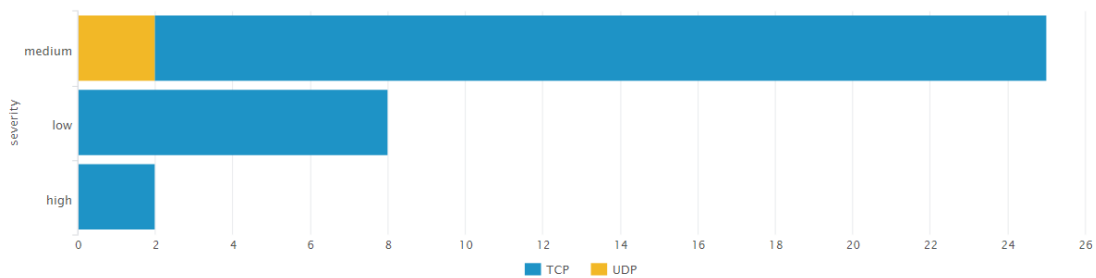
This report illustrates the vulnerability risk and count by protocol discovered this report period

CONFIDENTIAL



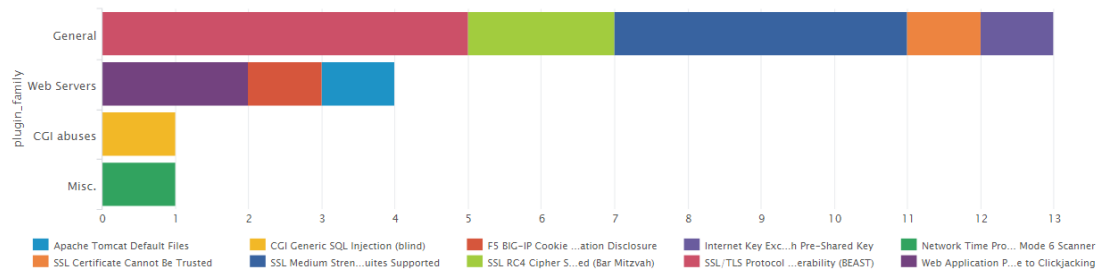
REPORT FOR:

Copa Airlines



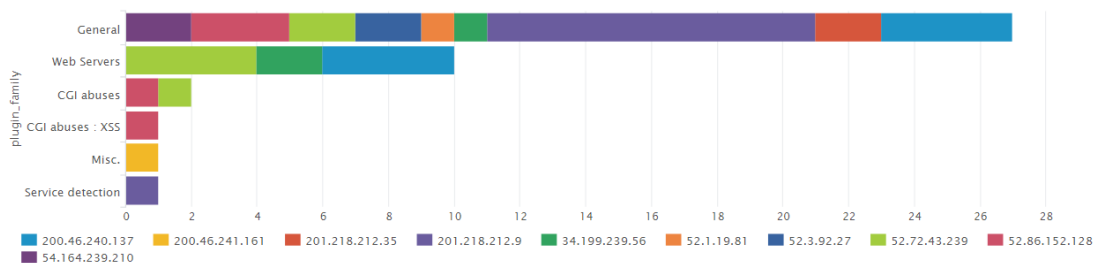
Graph: Vulnerability Category by Vulnerability Name

This report illustrates the vulnerability category and count by vulnerability name discovered this report period



Graph: Vulnerability Category by Host

This report illustrates the vulnerability category and count by host discovered this report period



Graph: Vulnerability Category by Risk

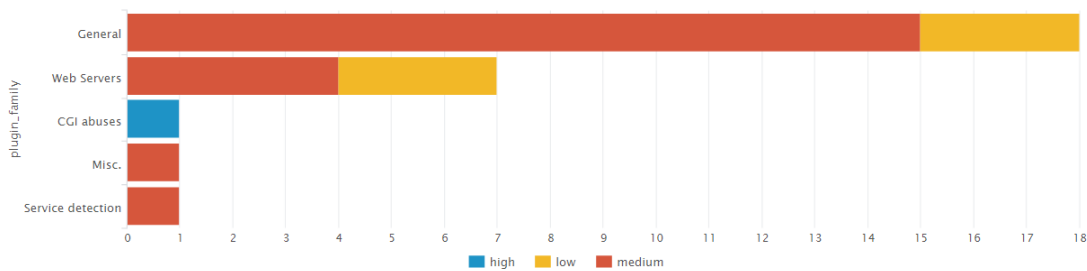
This report illustrates the vulnerability category and count by risk discovered this report period

CONFIDENTIAL



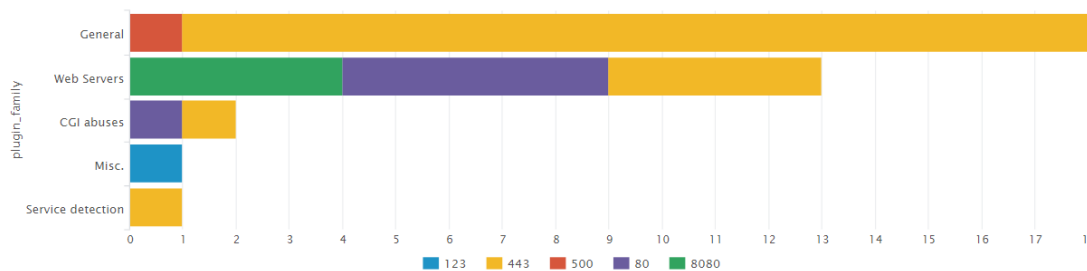
REPORT FOR:

Copa Airlines



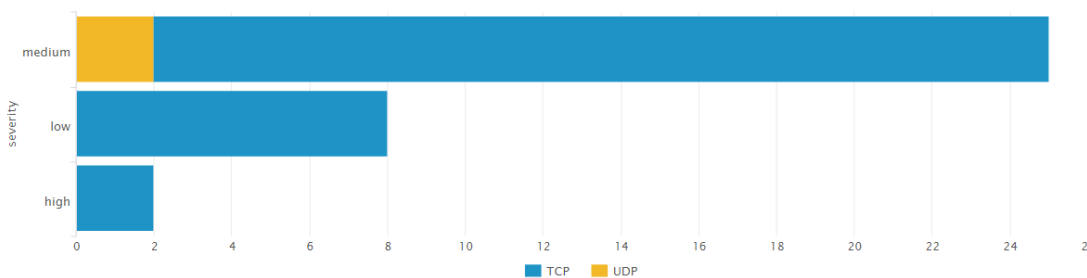
Graph: Vulnerability Category by Port

This report illustrates the vulnerability category and count by port discovered this report period



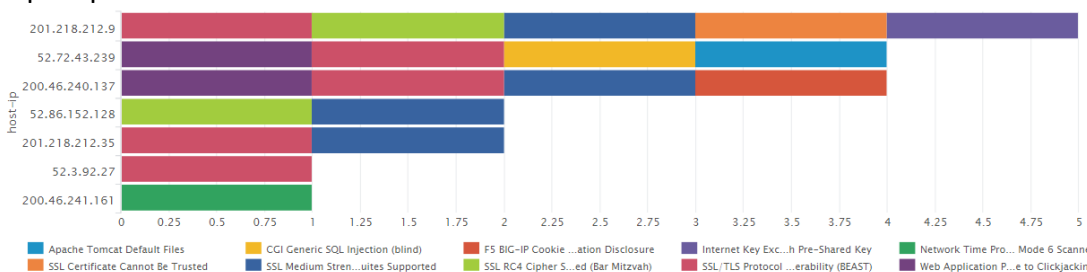
Graph: Vulnerability Category by Protocol

This report illustrates the vulnerability category and count by protocol discovered this report period



Graph: Host by Vulnerability Name

This report illustrates the vulnerability name and count by hosts discovered this report period

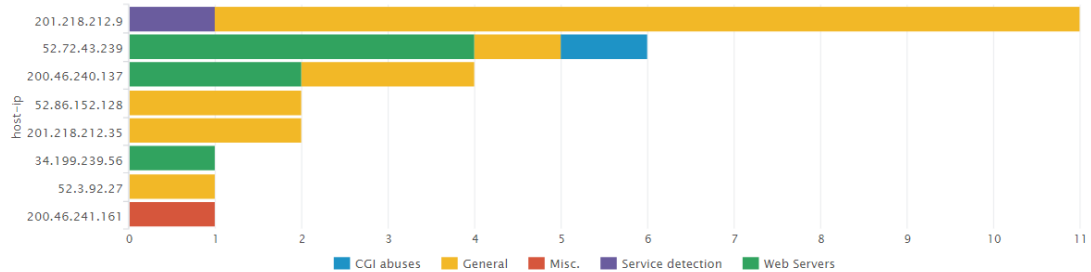


CONFIDENTIAL



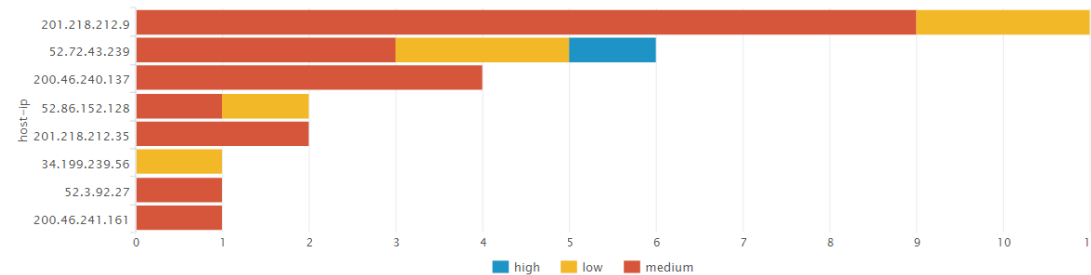
Graph: Host by Vulnerability Category

This report illustrates the vulnerability category and count by hosts discovered this report period



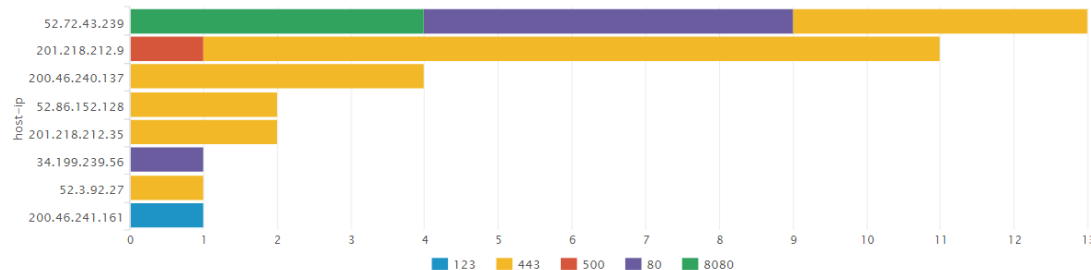
Graph: Host by Vulnerability Risk

This report illustrates the vulnerability risk and count by hosts discovered this report period



Graph: Host by Port

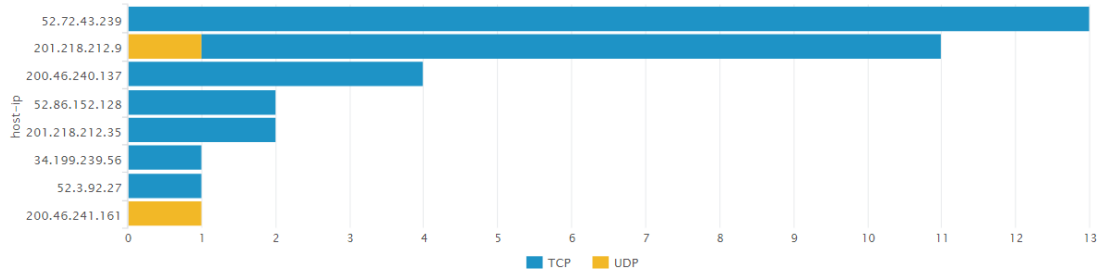
This report illustrates the port and count by hosts discovered this report period



CONFIDENTIAL

Graph: Host by Protocol

This report illustrates the protocol and count by hosts discovered this report period



CONFIDENTIAL

Managed Trusted Access Service (MSS-TAS) Intelligence Section

The Managed Trusted Access Service (MSS-TAS) is a holistic security service to (a) ensure that the users access is trusted (valid user) and (b) the devices used by the user to authenticate meet the organization's security standards. This is achieved by GLESEC's cloud-based service, part of the TIP™ platform.

The purpose of this section is to highlight intelligence gathered from this and other services under contract as well as outside sources such honeypots, known malicious sources, vulnerability databases, relationships with CERT and CSIRT teams that GLESEC possesses, together with various other threat feeds.

The following graphs are dashboards generated by GLESEC's TIP™ platform. These dashboards are representative of metrics for this service.

Graph: User two-factor authentication.

This graph shows the total users (active and inactive) for the two factor authentication method on your network.

589

Graph: Total Endpoints.

This graph shows the number of different endpoints used to access your organization system during this period.

164

Graph: Endpoints out of date

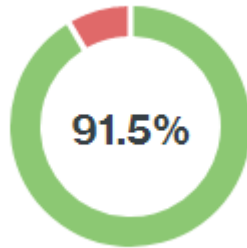
This graph shows the number of devices that do not have the most recent updates installed.

164 Devices



Graph: Overview

This graph shows Success Rate of All Authentications



Graph: Top Applications

Application ▾	Failure ▾	Success ▾	Total ▾
COPA Airlines	99	962	1061

Graph: All Platforms used

This Graph shows the different platforms used to authenticate.

All Platforms | Android Breakdown | iOS Breakdown

167 Android

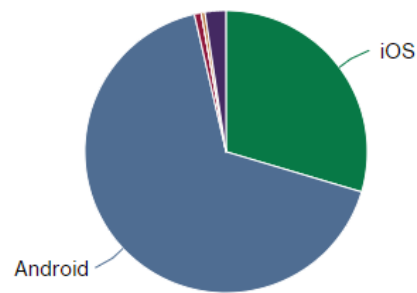
74 iOS

0 BlackBerry

2 Windows Phone

1 Landline

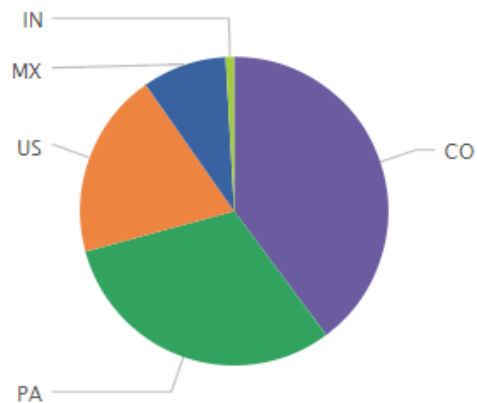
6 Other



Graph: Authentication Per Country

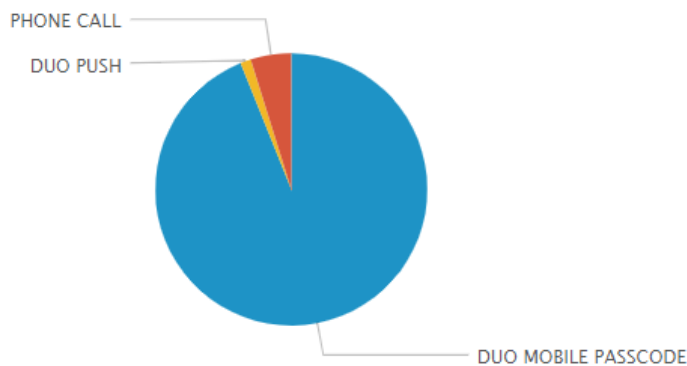
This pie chart depicts the proportion of authentications from the different countries of origin

CONFIDENTIAL



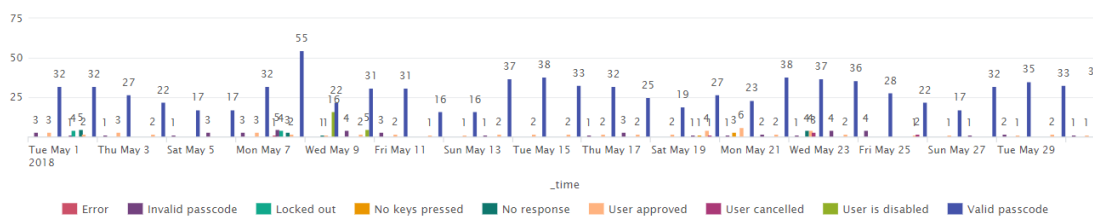
Graph: Successful Authentications by Factor

This pie chart shows the different authentication methods used when access was granted



Graph: Successful and failed Authentications

This chart shows the amount of authentication requests on a weekly basis through this period



CONFIDENTIAL



Cyber Security Operations

The purpose of this section is to highlight the activities performed by GLESEC's Global Operations Center (GOC) including: monitoring availability and performance of services under contract, Change Management, Incident Response activities and Consulting Activities.

PROFESSIONAL SERVICES ACTIVITY

Below we outline the usage of the consulting retainer of professional services activity for the corresponding month. In this we show the total billable and non-billable hours, the contracted retainer, the total hours used in the month and the hours above the retainer.

Billable consulting hours	Non-billable consulting hours	Contracted retainer hours	Total Hours utilized	Hours above retainer
0	0	1	0	0

TICKET ACTIVITY

In this section we report on all the change management and incidents tickets for the month.

Monthly Reports Copa 2018-05-01 00:00:00-2018-05-...

printed by Deyka Atencio (dey)

Number	Ticket#	Title	Created
1	2018051710000023	Re: Activación de Duo	2018-05-17 10:20:03
2	2018051610000071	Reporte mensual de Operaciones & Inteligencia, Abril 2018.	2018-05-16 16:02:35

All the services operated normally during the month of April.

CONFIDENTIAL



Definitions

A more complete list is available on the GMP portal

High Vulnerabilities are defined as being in one or more of the following categories: Backdoors, full Read/Write access to files, remote Command Execution, Potential Trojan Horses, or critical Information Disclosure (e.g. passwords).

Medium Vulnerabilities describes vulnerabilities that either expose sensitive data, directory browsing and traversal, disclosure of security controls, facilitate unauthorized use of services or denial of service to an attacker.

Low Vulnerabilities describes vulnerabilities that allow preliminary or sensitive information gathering for an attacker or pose risks that are not entirely security related but maybe used in social engineering or similar attacks.

SMB/NetBIOS vulnerabilities could allow remote code execution on affected systems. An attacker who successfully exploits these vulnerabilities could install programs; view, change, or delete data; or create new accounts with full user rights. Firewall best practices and standard default firewall configurations can help protect networks from attacks that originate outside the enterprise perimeter. Best practices recommend that systems that are connected to the Internet have a minimal number of ports exposed.

Simple Network vulnerabilities affect protocols like NTP, ICMP and common network applications like SharePoint among others. This is not meant to be a comprehensive list.

Authentication and encryption are two intertwined technologies that help to insure that your data remains secure. Authentication is the process of insuring that both ends of the connection are in fact “who” they say they are. This applies not only to the entity trying to access a service (such as an end user) but to the entity providing the service, as well (such as a file server or Web site). Encryption helps to insure that the information within a session is not compromised. This includes not only reading the information within a data stream, but altering it, as well.

While authentication and encryption each has its own responsibilities in securing a communication session, maximum protection can only be achieved when the two are combined. For this reason, many security protocols contain both authentication and encryption specifications.

CONFIDENTIAL



Authentication and encryption are two intertwined technologies that help to insure that your data remains secure. Authentication is the process of insuring that both ends of the connection are in fact “who” they say they are. This applies not only to the entity trying to access a service (such as an end user) but to the entity providing the service, as well (such as a file server or Web site). Encryption helps to insure that the information within a session is not compromised. This includes not only reading the information within a data stream, but altering it, as well.

While authentication and encryption each has its own responsibilities in securing a communication session, maximum protection can only be achieved when the two are combined. For this reason, many security protocols contain both authentication and encryption specifications.

CONFIDENTIAL



USA-ARGENTINA-PANAMA
México-Perú-Brasil- Chile

Tel: +1 609-651-4246
Tel: +507-836-5355

Info@glesec.com
www.glesec.com