



GLE  
SEC

COMPLETELY  
PERCEPTIVE

SKYWATCH<sup>SM</sup>  
**EXECUTIVE DASHBOARDS**

December 15, 2022



# CISO DASHBOARD

The information curated in this dashboard presents - in real time - the state of Cybersecurity of the organization and enables the CISO to easily propagate to the rest of the organization. Aligned with the GLESEC Seven Elements Model and the National Institute of Standard (NIST) framework.

## ABOUT THIS REPORT

The dashboard contains divisional (or per department) information, GLESEC Notable Events (GNE), Operational Metrics and several RISK, VULNERABILITY, and THREAT indicators and histograms to enable the CISO to track current to prior month.

# RISK

## ACTUAL RISK

Lorem ipsum dolor sit amet consectetur. Id semper ultricies aenean interdum sit. Aliquam sapien pretium ut libero morbi. Egestas blandit in id.

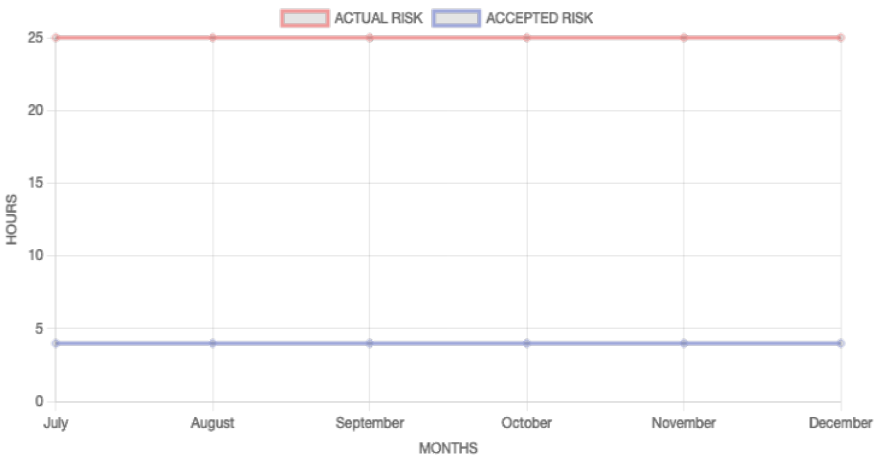
25%

## ACCEPTED RISK

4%

Lorem ipsum dolor sit amet consectetur. Id semper ultricies aenean interdum sit. Aliquam sapien pretium ut libero morbi. Egestas blandit in id.

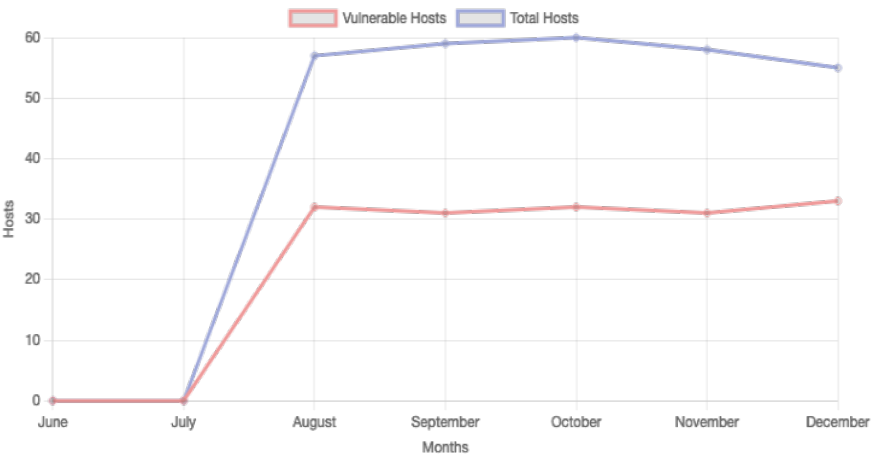
## ACCEPTED & ACTUAL RISK HISTOGRAM



# VULNERABILITY

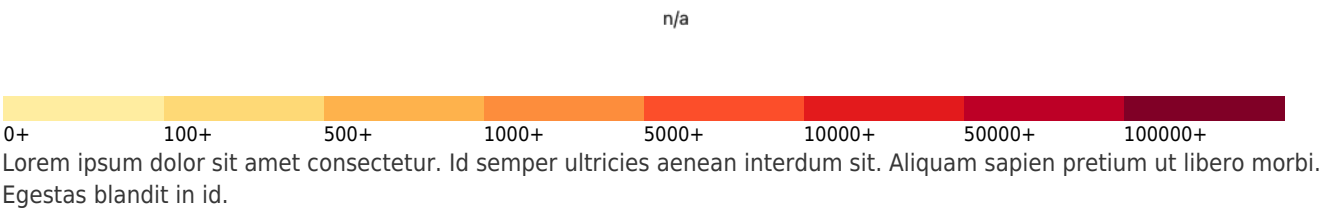
## VULNERABILITY METRIC VULNERABILITIES HISTOGRAM - FOR 6 MONTHS

Lorem ipsum dolor sit amet consectetur. Id semper ultricies aenean interdum sit. Aliquam sapien pretium ut libero morbi. Egestas blandit in id.



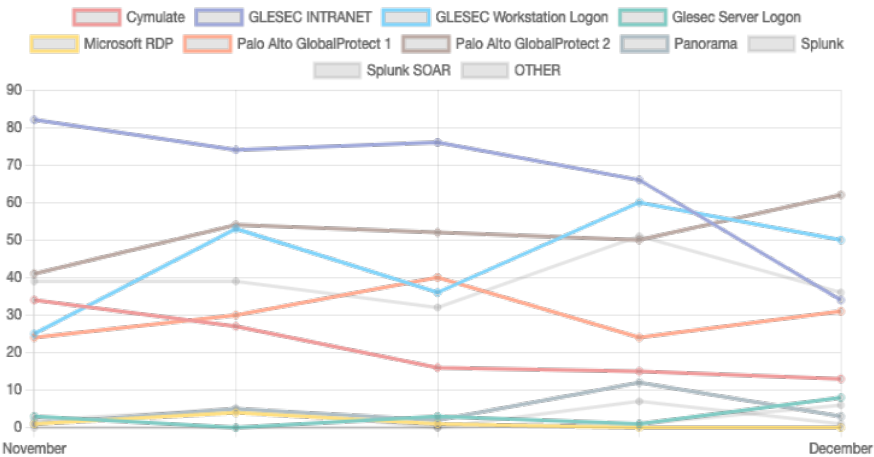
# THREATS

## GLOBAL MAP OF CRITICAL ATTACKS PER COUNTRY FOR PAST WEEK



## HISTOGRAM OF TOTAL NUMBER OF SUCCESSFUL MULTI-FACTOR AUTHENTICATIONS PER APPLICATION

Lorem ipsum dolor sit amet consectetur. Id semper ultricies aenean interdum sit. Aliquam sapien pretium ut libero morbi. Egestas blandit in id.



# OPERATIONAL

## NOTABLE EVENTS

Lorem ipsum dolor sit amet consectetur. Id  
semper ultricies aenean interdum sit.  
Aliquam sapien pretium ut libero morbi.  
Egestas blandit in id.

Notable Event Type	How Many #
Abnormal activity in the file system(s)	28
Monitoring Event for SPLUNK CLOUD	8
Change in Systems Performance	1
EDR Alerts	9
FW Alerts	1
Change in High or Critical Vulnerabilities	21
High Persistency Detection	50

# REPORTS

The dashboard supports on-demand report generation for the current value of the indicators. The report follows TLP (Transport Layer Protocol) standard from Homeland Security and will be filed under SKYWATCH / Reports / On-demand section.

On the monthly basis, the same type of report is created by GLESEC Operations with information from the prior month and filed in the SKYWATCH / Reports / Boardroom Report.

## MINIMUM SERVICES REQUIRED FOR THIS DASHBOARD'S OPERATION

The following is the minimum list of required services.

- MSS-CSO
- MSS-TAS Vulnerability Handling (MSS-VME; MSS-VM; MSS-EPM; MSS-BAS)
- Any threat related service at the perimeter (MSS-DDOS or MSS-WAF or MSS-WAF-CLOUD or MSS-UTM)
- Internal threats (MSS-EDR and MSSDLP)
- Network Management services (MSS-CSME and MSS-CSM)





GLE  
SEC

COMPLETELY  
PERCEPTIVE

SKYWATCH<sup>SM</sup>  
EXECUTIVE DASHBOARDS

## HOW CAN WE HELP?

Contact us today for more information on  
our services and security solutions.

