



GLE  
SEC

COMPLETELY  
PERCEPTIVE

SKYWATCH<sup>SM</sup>  
**EXECUTIVE DASHBOARDS**

December 15, 2022



# BOARDROOM

## DASHBOARD

The information curated in this dashboard presents - in real time - RISK, THREATS, and VULNERABILITIES of the organization. Aligned with the GLESEC Seven Elements Model and the National Institute of Standard (NIST) framework.

### ABOUT THIS REPORT

SKYWATCH<sup>SM</sup> Executive Dashboards provide the Board and C-level Executives with an easy and an intuitive way to stay informed and to act.

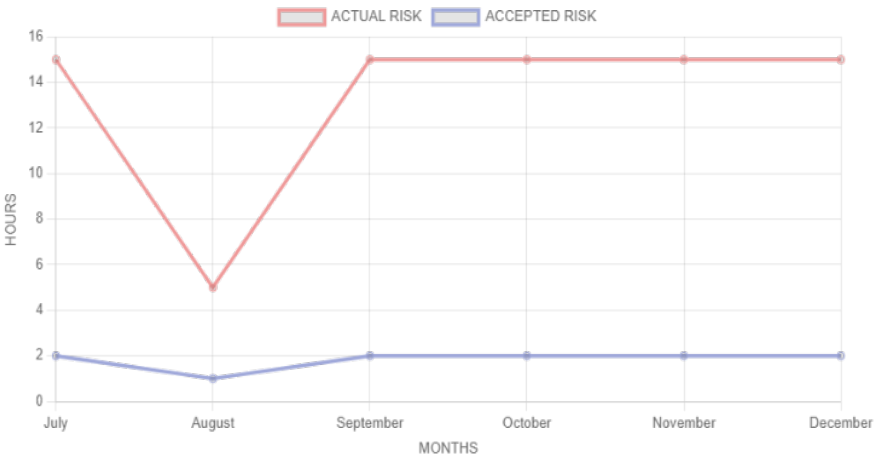
### ACTUAL RISK

15%

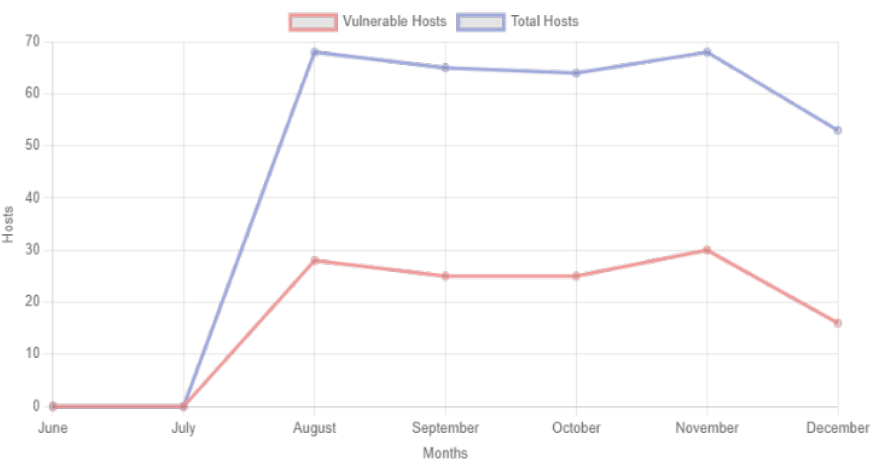
### ACCEPTED RISK

2%

### ACCEPTED & ACTUAL RISK HISTOGRAM



**VULNERABILITY METRIC    VULNERABILITIES HISTOGRAM - FOR 6 MONTHS**



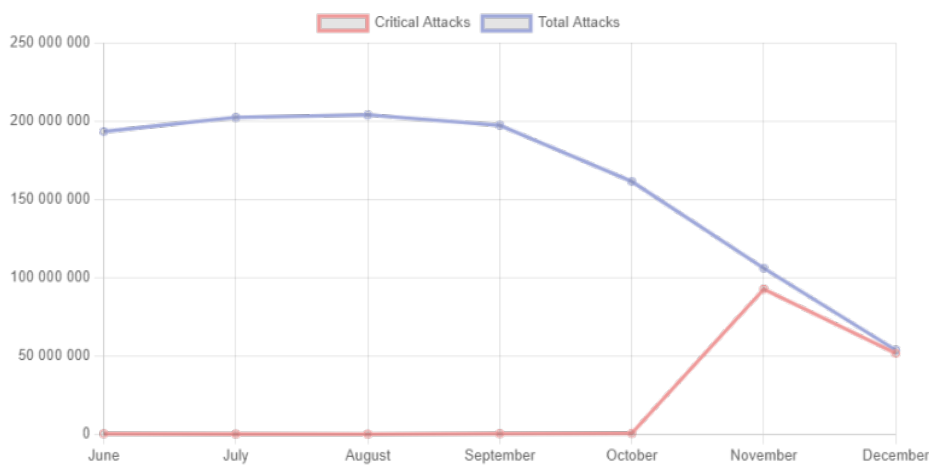
**TOTAL SUCCESSFULLY BLOCKED  
ATTACKS**

**3,282,962**

**CRITICAL SUCCESSFULLY BLOCKED  
ATTACKS**

**3,136,953**

**HISTOGRAM OF TOTAL AND CRITICAL ATTACKS SUCCESSFULLY BLOCKED**



# GLOBAL MAP OF CRITICAL ATTACKS PER COUNTRY FOR PAST WEEK



## REPORTS

The dashboard supports on-demand report generation for the current value of the indicators. The report follows TLP (Transport Layer Protocol) standard from Homeland Security and will be filed under SKYWATCH / Reports / On-demand section.

On the monthly basis, the same type of report is created by GLESEC Operations with information from the prior month and filed in the SKYWATCH / Reports / Boardroom Report.

### MINIMUM SERVICES REQUIRED FOR THIS DASHBOARD'S OPERATION

The following is the minimum list of required services.

- MSS-CSO
- MSS-TAS Vulnerability Handling (MSS-VME; MSS-VM; MSS-EPM; MSS-BAS)
- Any threat related service at the perimeter (MSS-DDOS or MSS-WAF or MSS- WAF-CLOUD or MSS-UTM)





GLE  
SEC

COMPLETELY  
PERCEPTIVE

SKYWATCH<sup>SM</sup>  
EXECUTIVE DASHBOARDS

## HOW CAN WE HELP?

Contact us today for more information on  
our services and security solutions.

