



GLE  
SEC

COMPLETELY  
PERCEPTIVE

**TLP:AMBER**

## CISO EXECUTIVE REPORT

GLESEC

May 15, 2023



## CISO EXECUTIVE REPORT

GLESEC 05/15/2023

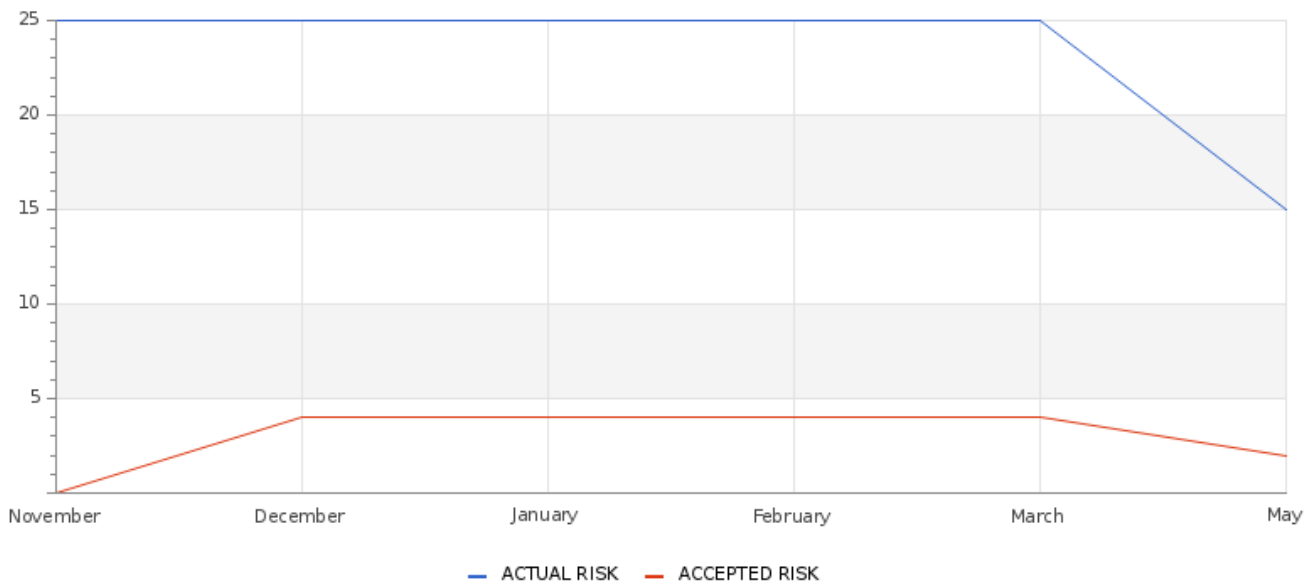
# TLP AMBER CISO EXECUTIVE REPORT

The report includes: RISK, Cybersecurity and Operational information.

**About this report**

This on-demand report provides executive level information as of the state of Cybersecurity for your organization including top security indicators and performance.

## RISK

**Actual Risk****15%****Accepted Risk****2%****Confidence****High****Accepted & Actual Risk**

## CISO EXECUTIVE REPORT

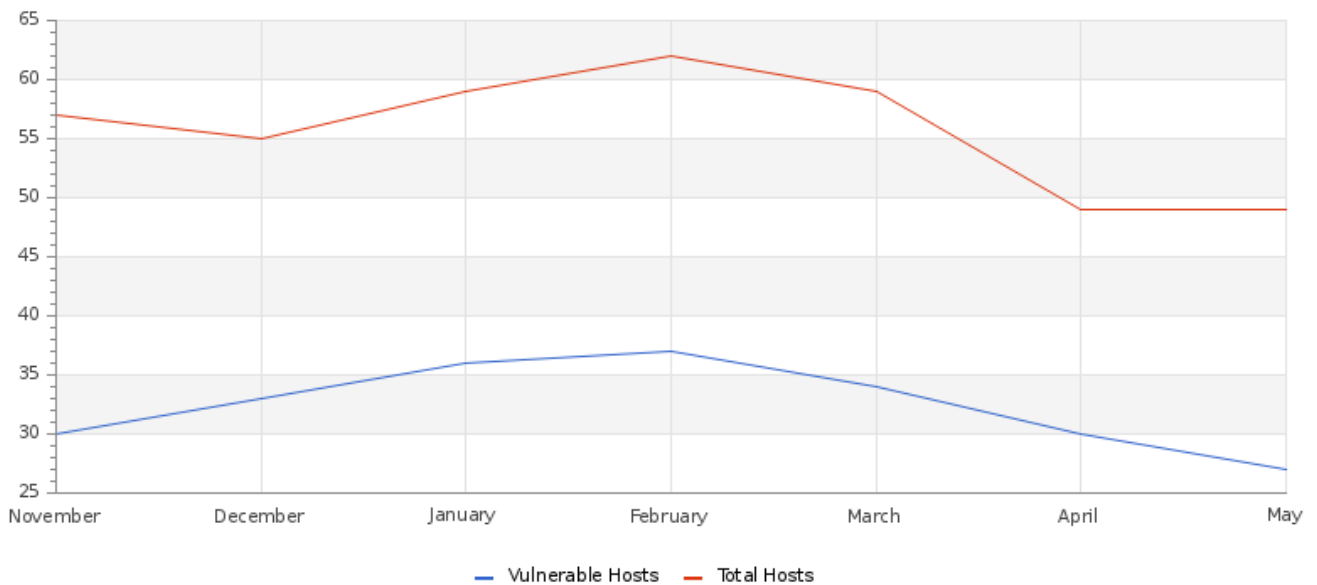
GLESEC 05/15/2023

## Table of Comparison of Actual and Acceptable Risk From Current to Previous Month

	Current Month	Previous Month
Actual Risk	15	0
Accepted Risk	2	0

## VULNERABILITY

## Hosts &amp; Vulnerable Hosts In Last 6 Months



## CISO EXECUTIVE REPORT

GLESEC 05/15/2023

### Total Vulnerability Counts In Current & Previous Month

	Current Month	Previous Month
Hosts Baselined	57	59
Hosts Discovered	46	47
Vulnerable Hosts	24	28
Critical Vulnerabilities Count	4	2
High Vulnerabilities Count	2	1
Medium Vulnerabilities Count	89	110
Low Vulnerabilities Count	6	9
Phishing Score	0	100
Email Gateway Score	11	11
Web Application Firewall Score	28	30
Web Gateway Score	54	58
Endpoint Score	24	24
Hopper Score	0	0
DLP Score	79	82

### Vulnerability Metric

**19**

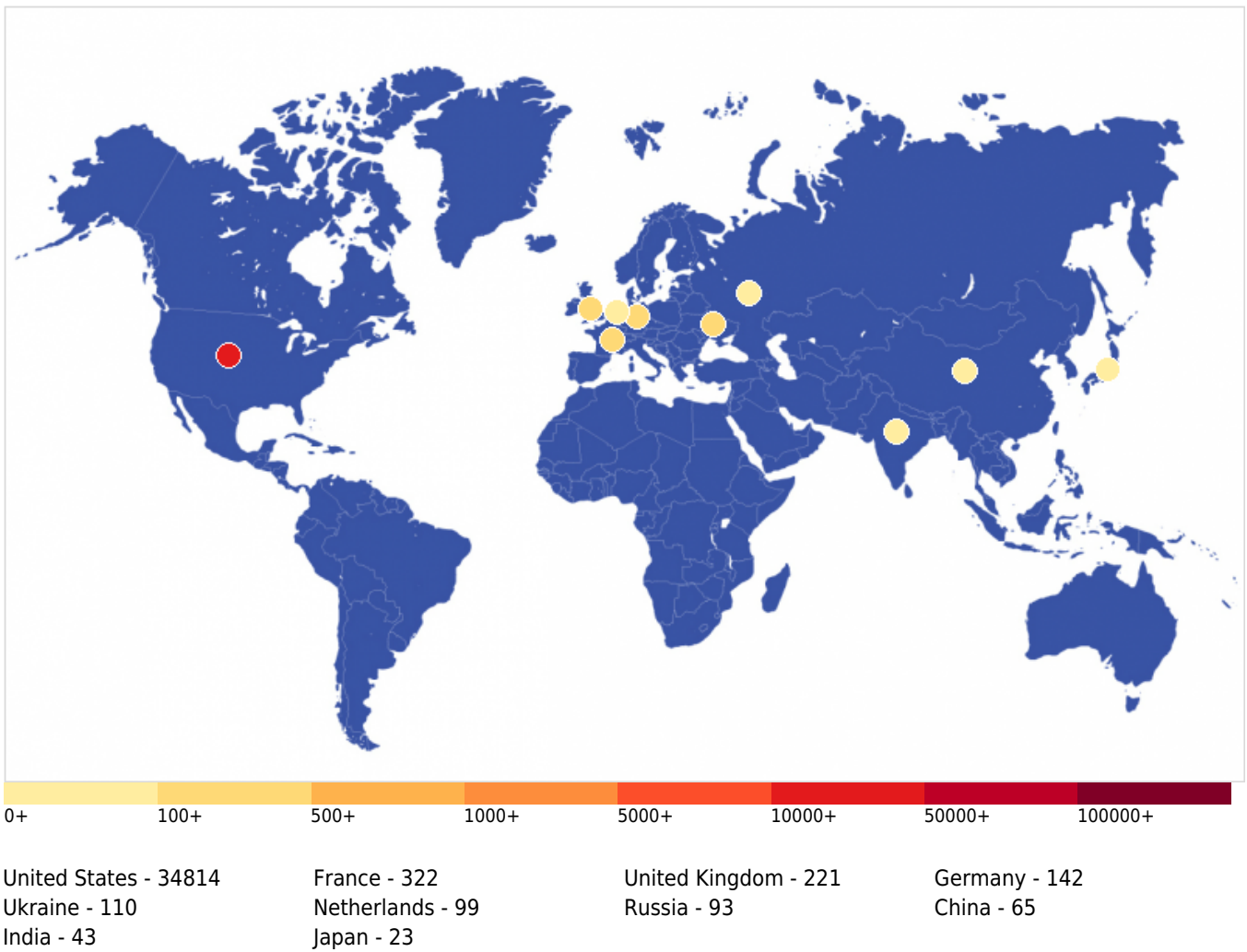
## THREATS

### Critical Attacks Per Country In Past Week



## CISO EXECUTIVE REPORT

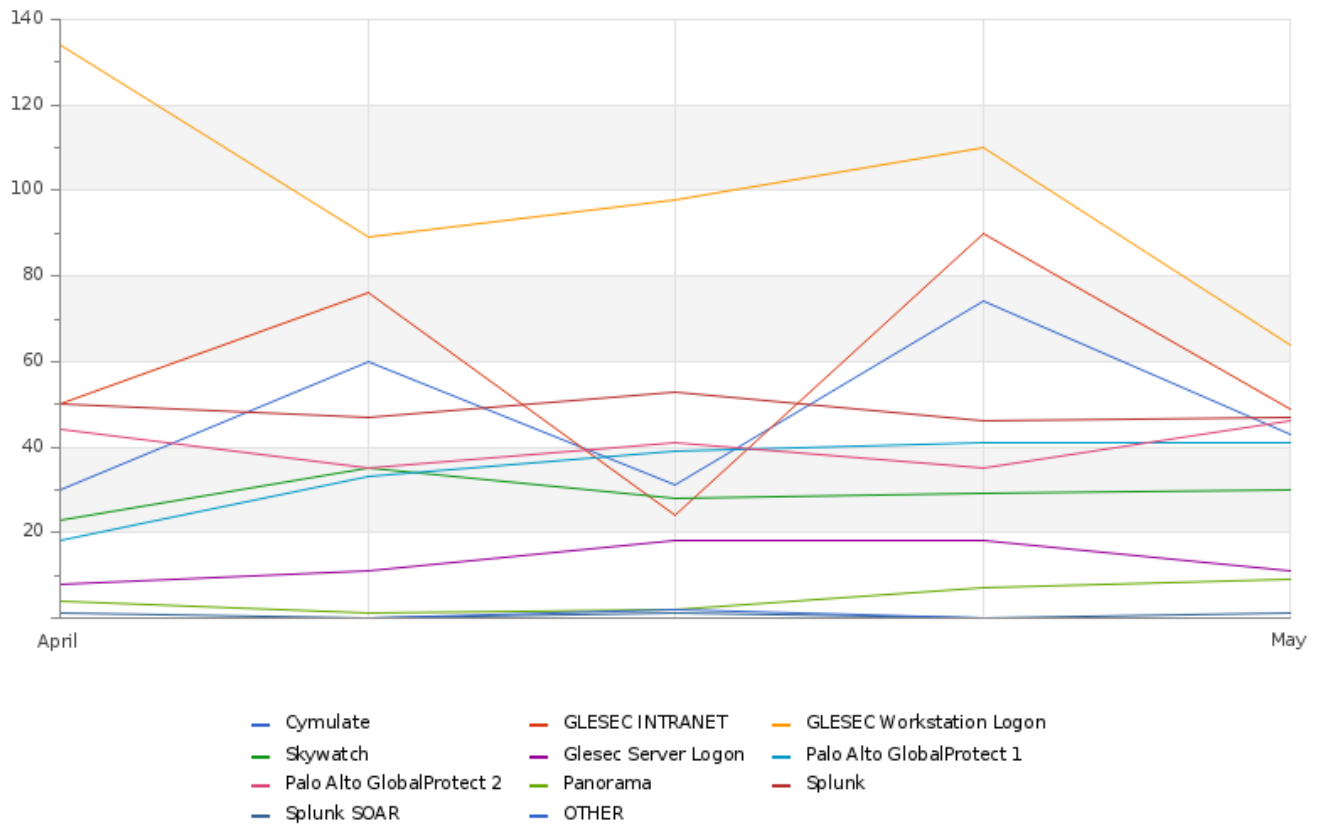
GLESEC 05/15/2023



## CISO EXECUTIVE REPORT

GLESEC 05/15/2023

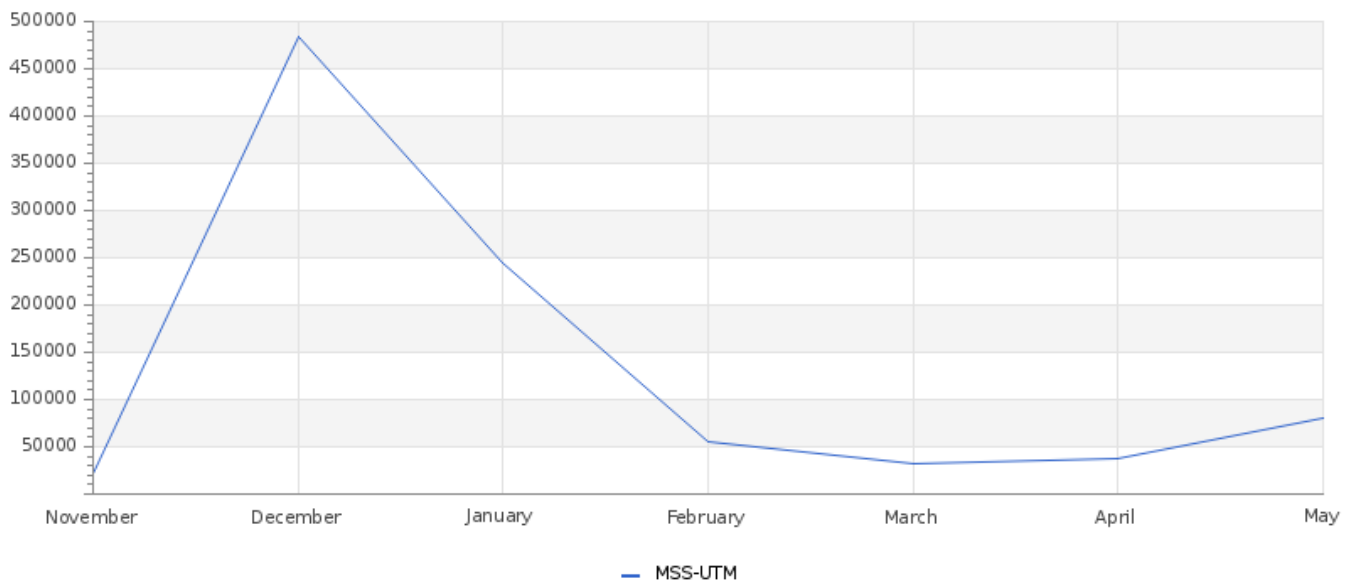
## Total Number of Successful MFA authentications per application



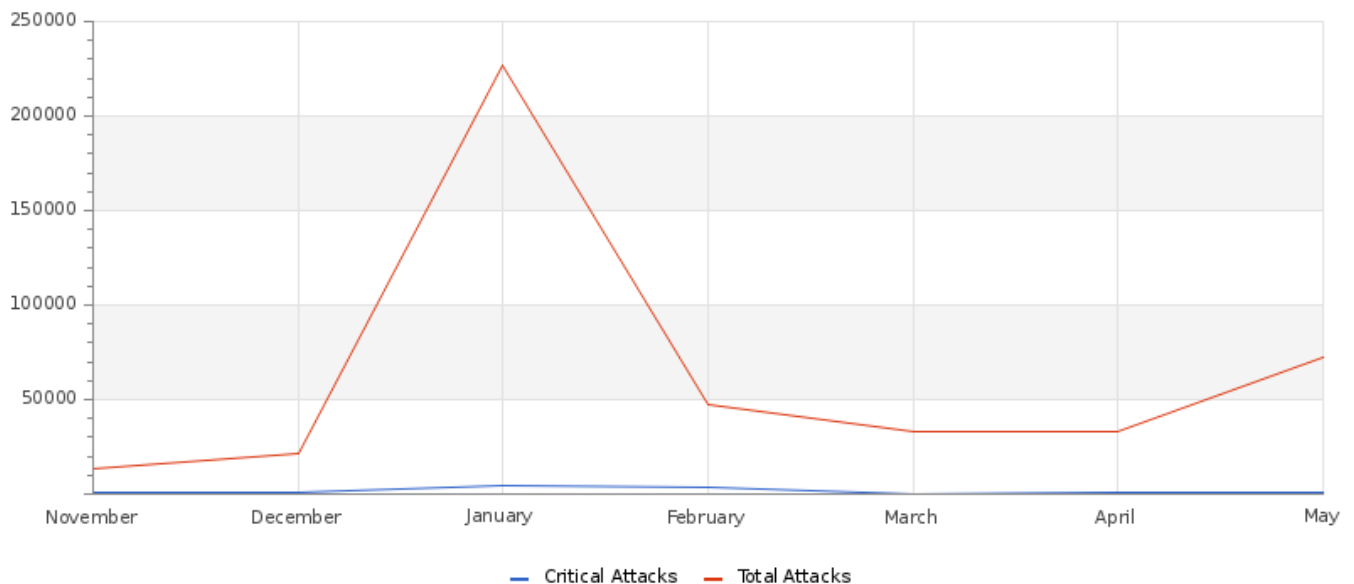
## CISO EXECUTIVE REPORT

GLESEC 05/15/2023

### Total Attacks Successfully Blocked Per Service



### Attacks Successfully Blocked by Severity



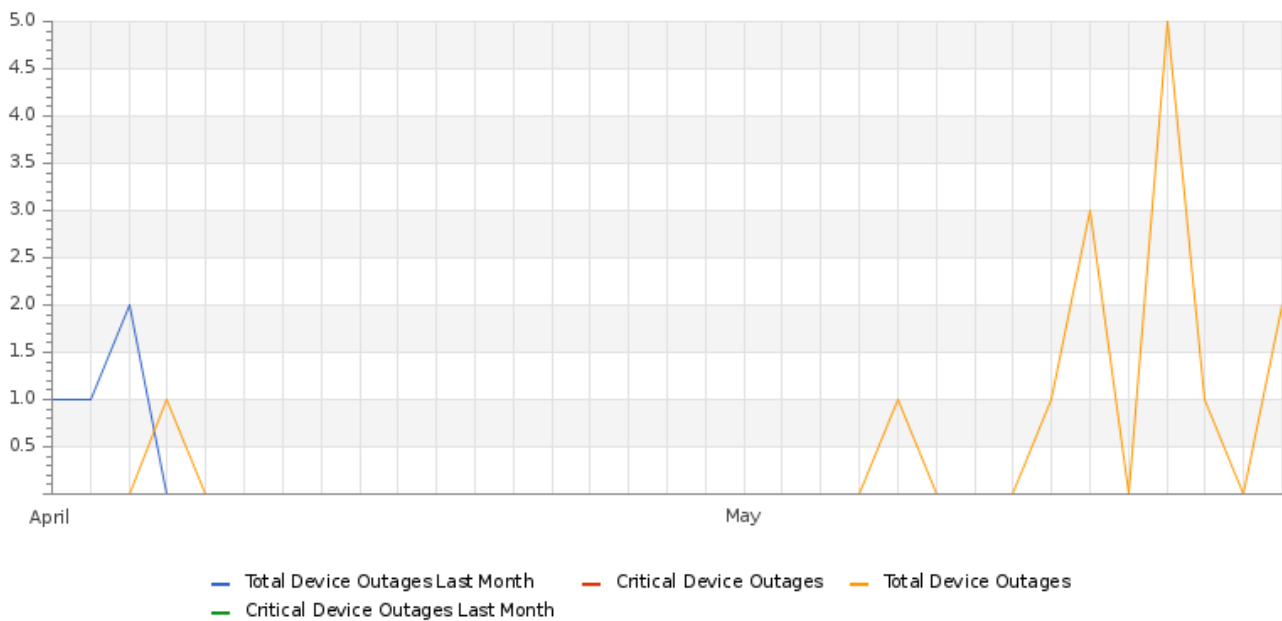
## CISO EXECUTIVE REPORT

GLESEC 05/15/2023

### System Availability and Performance in current & previous month

	Current Month	Previous Month
Total Down Devices	14	4
Critical Down Devices	0	0

### Histogram of Total and Critical System Availability and Performance by Department



### Total and Critical Attacks Successfully Blocked by Security Layer and Department

MSS-UTM	MSS-DDOS	MSS-DLP	MSS-EDR
913	0	0	23,005





## CISO EXECUTIVE REPORT

GLESEC 05/15/2023

# OPERATIONAL

## Notable Events Active For The Past 30 Days

Notable Event Type	How Many #
Non Baselined Discovered System	1
Monitoring Event for SPLUNK CLOUD	5
BAS DLP	4
BAS Web Security	11
Change in High or Critical Vulnerabilities	2
Vulnerability For Open Ports	1
High Persistency Detection	2
BAS Immediate Threat	12
FW Alerts	3
Change in Systems Performance	4

**TLP:AMBER** = Limited disclosure, restricted to participants' organizations. Sources may use TLP:AMBER when information requires support to be effectively acted upon, yet carries risks to privacy, reputation, or operations if shared outside of the organizations involved. Recipients may only share TLP:AMBER information with members of their own organization, and with clients or customers who need to know the information to protect themselves or prevent further harm. **Sources are at liberty to specify additional intended limits of the sharing: these must be adhered to.**





GLE  
SEC

COMPLETELY  
PERCEPTIVE

**TLP:AMBER**

## CISO EXECUTIVE REPORT

### HOW CAN WE HELP?

Contact us today for more information on  
our services and security solutions.

