



GLE
SEC

COMPLETELY
PERCEPTIVE

SKYWATCHSM
EXECUTIVE DASHBOARDS

December 15, 2022



BOARDROOM

DASHBOARD

The information curated in this dashboard presents - in real time - RISK, THREATS, and VULNERABILITIES of the organization. Aligned with the GLESEC Seven Elements Model and the National Institute of Standard (NIST) framework.

ABOUT THIS REPORT

SKYWATCHSM Executive Dashboards provide the Board and C-level Executives with an easy and an intuitive way to stay informed and to act.

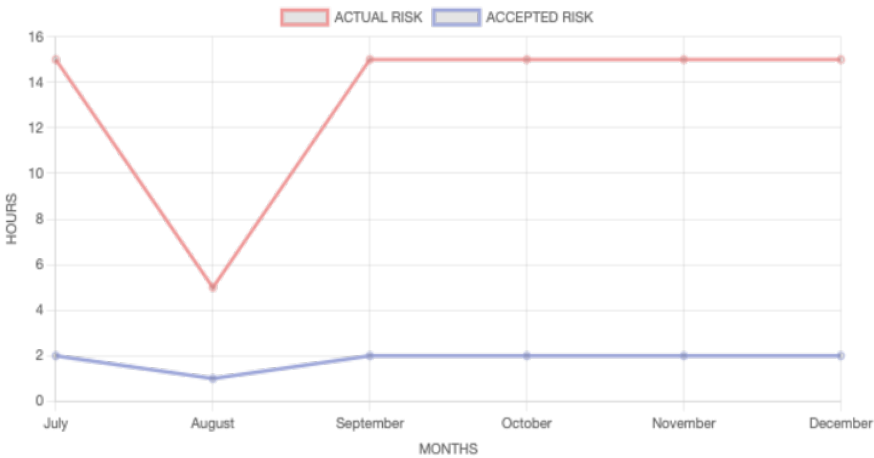
ACTUAL RISK

15%

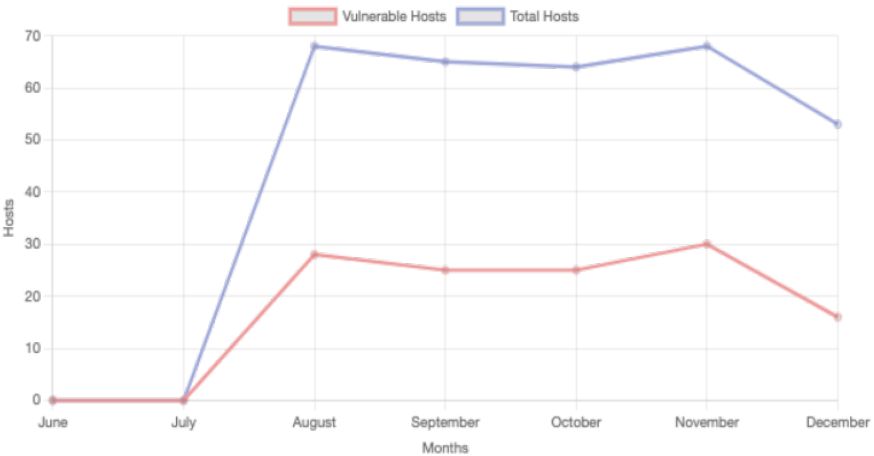
ACCEPTED RISK

2%

ACCEPTED & ACTUAL RISK HISTOGRAM



VULNERABILITY METRIC VULNERABILITIES HISTOGRAM - FOR 6 MONTHS



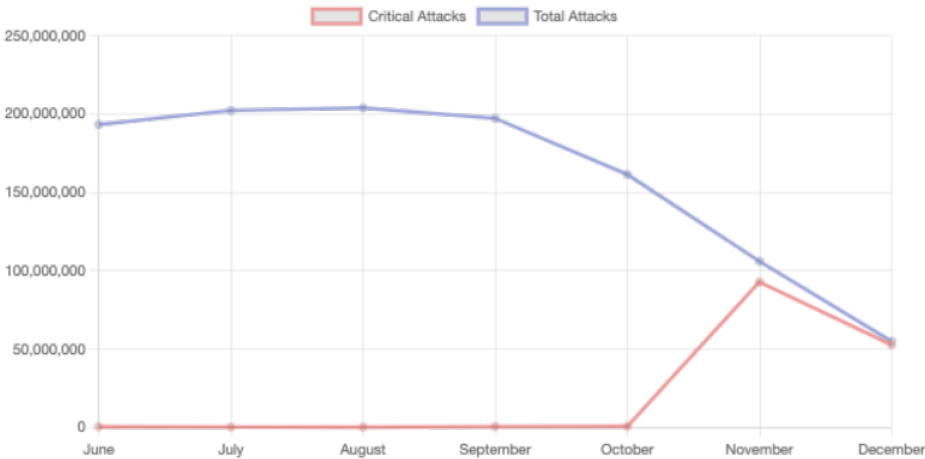
**TOTAL SUCCESSFULLY BLOCKED
ATTACKS**

3,083,391

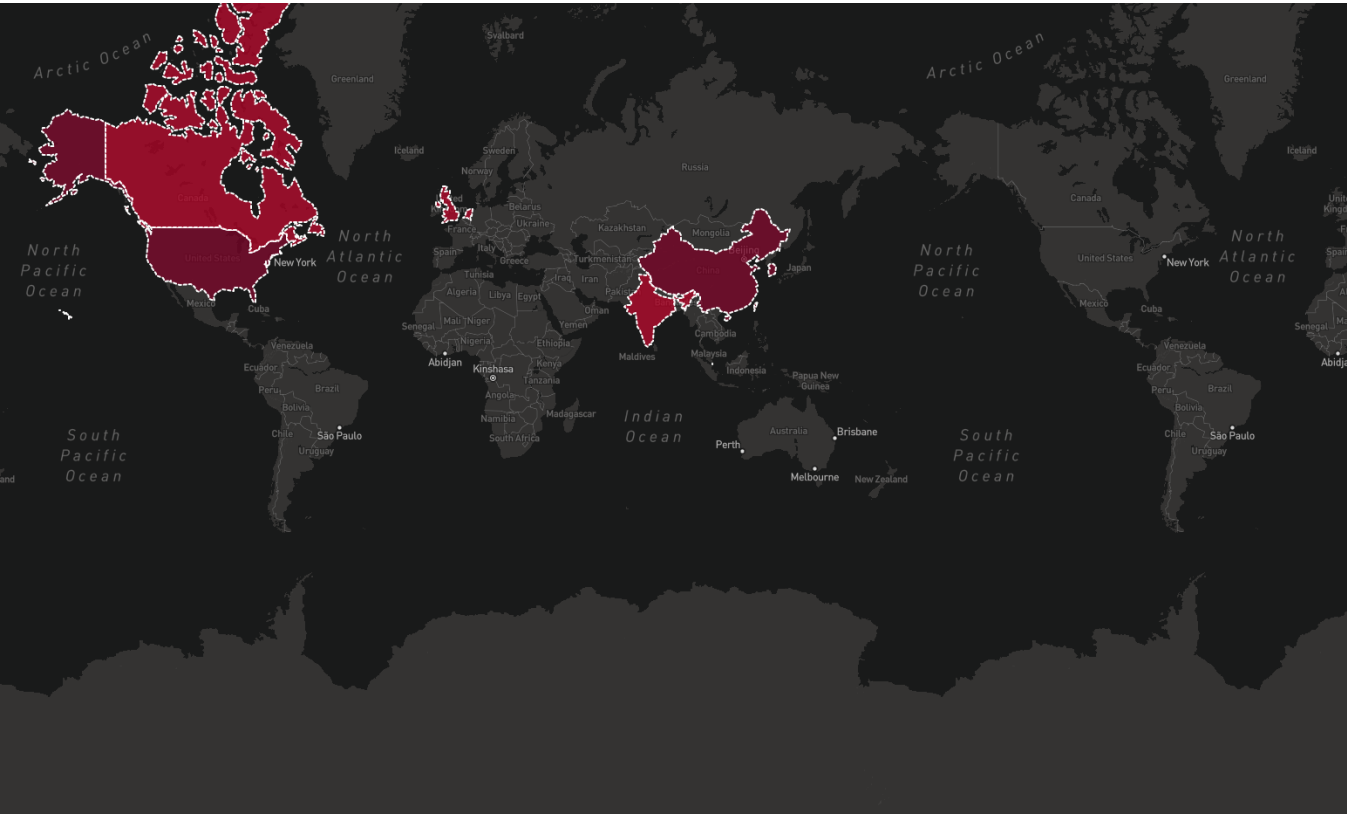
**CRITICAL SUCCESSFULLY BLOCKED
ATTACKS**

2,918,547

HISTOGRAM OF TOTAL AND CRITICAL ATTACKS SUCCESSFULLY BLOCKED



GLOBAL MAP OF CRITICAL ATTACKS PER COUNTRY FOR PAST WEEK



REPORTS

The dashboard supports on-demand report generation for the current value of the indicators. The report follows TLP (Transport Layer Protocol) standard from Homeland Security and will be filed under SKYWATCH / Reports / On-demand section.

On the monthly basis, the same type of report is created by GLESEC Operations with information from the prior month and filed in the SKYWATCH / Reports / Boardroom Report.

MINIMUM SERVICES REQUIRED FOR THIS DASHBOARD'S OPERATION

The following is the minimum list of required services.

- MSS-CSO
- MSS-TAS Vulnerability Handling (MSS-VME; MSS-VM; MSS-EPM; MSS-BAS)
- Any threat related service at the perimeter (MSS-DDOS or MSS-WAF or MSS- WAF-CLOUD or MSS-UTM)





GLE
SEC

COMPLETELY
PERCEPTIVE

SKYWATCHSM
EXECUTIVE DASHBOARDS

HOW CAN WE HELP?

Contact us today for more information on
our services and security solutions.

