



GLE  
SEC

COMPLETELY  
PERCEPTIVE

**TLP:AMBER**

## CISO EXECUTIVE REPORT

### ACME FINANCIAL SERVICES

August 23, 2023



## CISO EXECUTIVE REPORT

ACME FINANCIAL SERVICES 08/23/2023

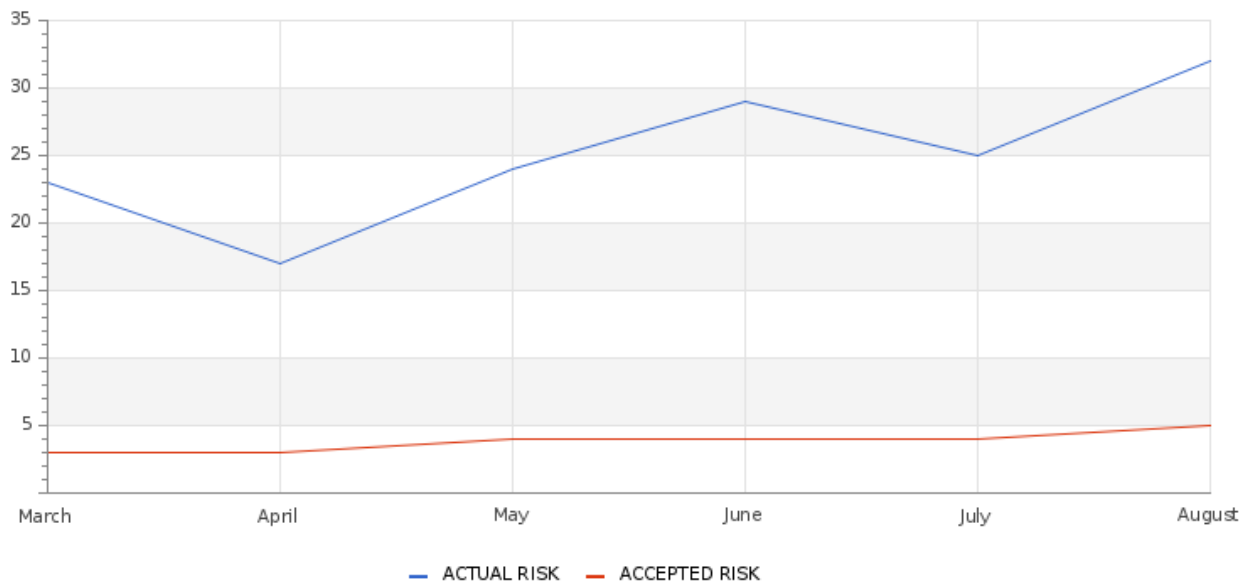
# TLP AMBER CISO EXECUTIVE REPORT

The report includes: RISK, Cybersecurity and Operational information.

**About this report**

This on-demand report provides executive level information as of the state of Cybersecurity for your organization including top security indicators and performance.

## RISK

**Actual Risk****Low****Accepted Risk****Low****Confidence****High****Accepted & Actual Risk**

## CISO EXECUTIVE REPORT

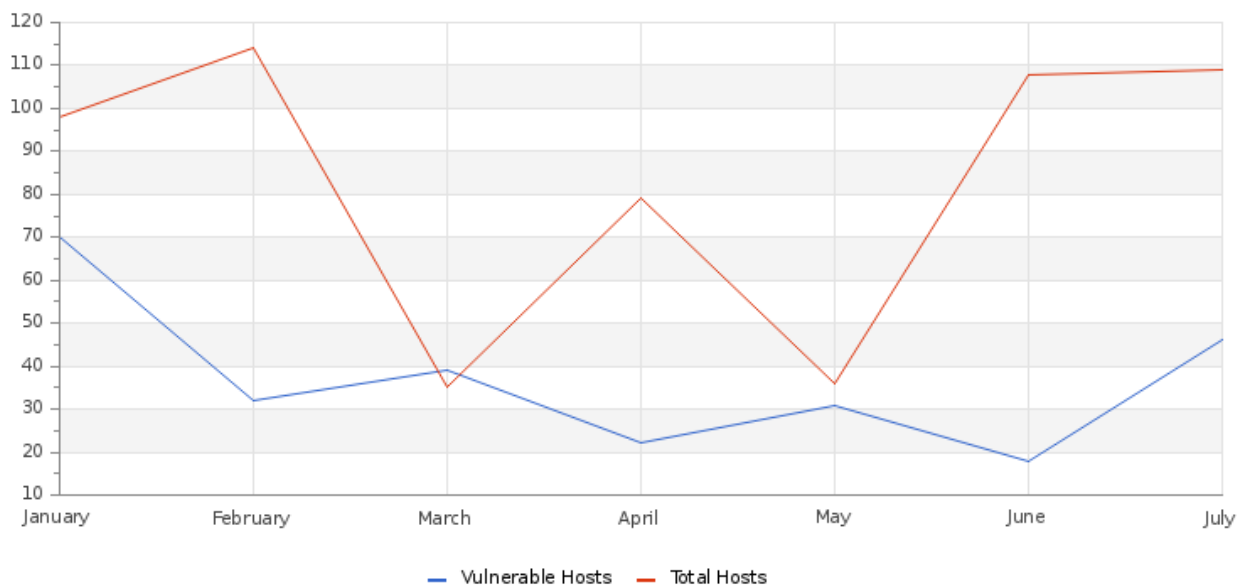
ACME FINANCIAL SERVICES 08/23/2023

### Table of Comparison of Actual and Acceptable Risk From Current to Previous Month

	Current Month	Previous Month
Actual Risk	25	25
Accepted Risk	4	4

## VULNERABILITY

### Hosts & Vulnerable Hosts In Last 6 Months



## CISO EXECUTIVE REPORT

ACME FINANCIAL SERVICES 08/23/2023

### Total Vulnerability Counts In Current & Previous Month

	Current Month	Previous Month
Hosts Baselined	104	101
Hosts Discovered	92	40
Vulnerable Hosts	55	48
Critical Vulnerabilities Count	1	8
High Vulnerabilities Count	12	33
Medium Vulnerabilities Count	81	160
Low Vulnerabilities Count	20	9
Phishing Score	3	5
Email Gateway Score	19	16
Web Application Firewall Score	45	21
Web Gateway Score	84	38
Endpoint Score	28	14
Hopper Score	5	2
DLP Score	97	82

### Vulnerability Metric

**17%**

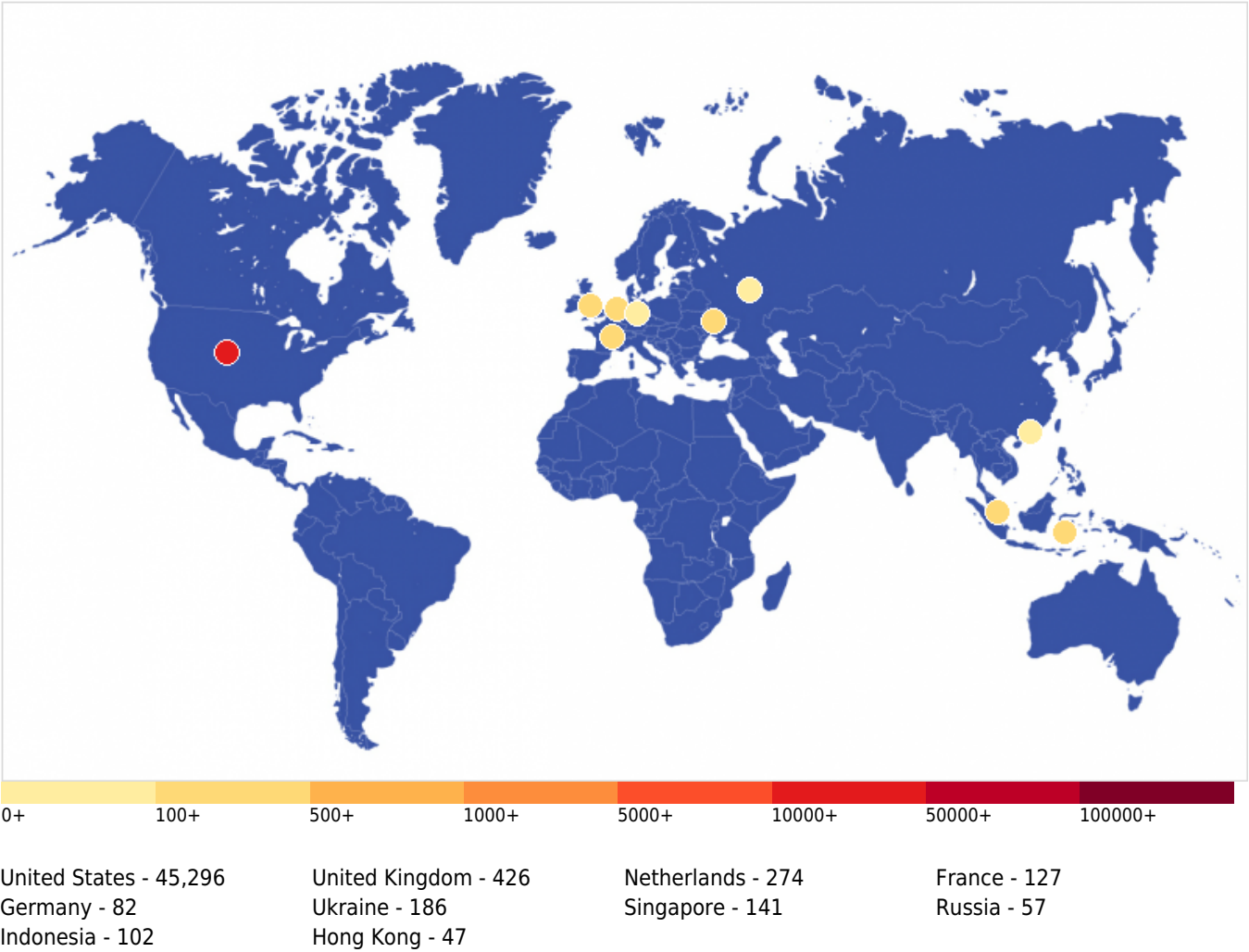
## THREATS

### Critical Attacks Per Country In Past Week



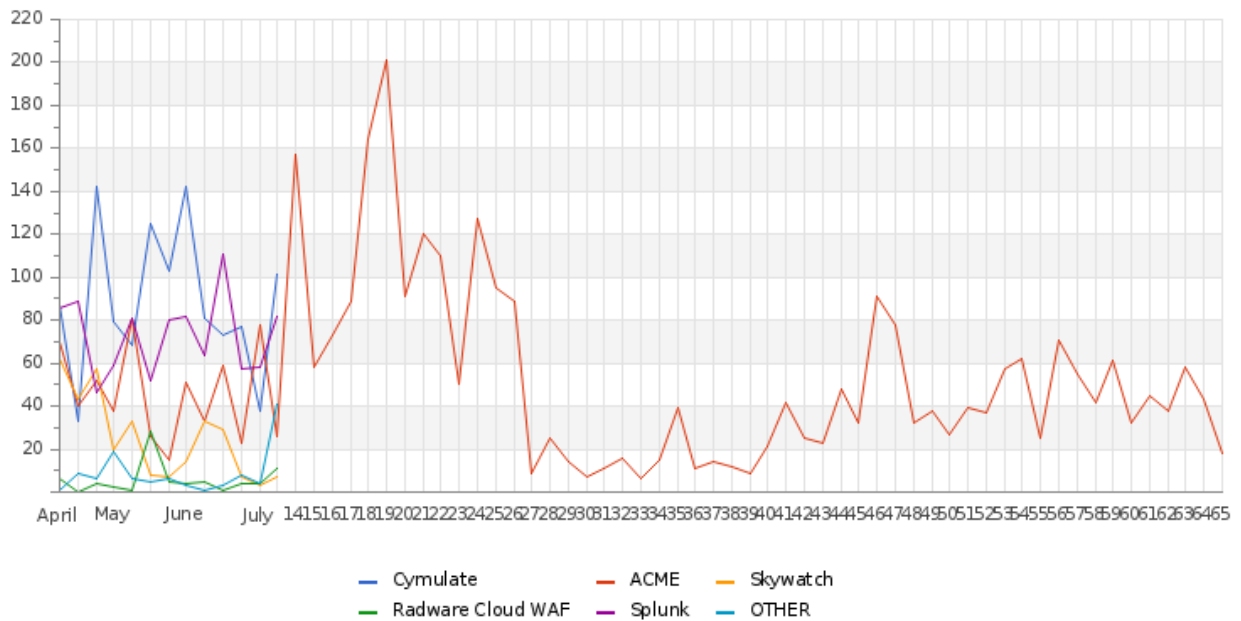
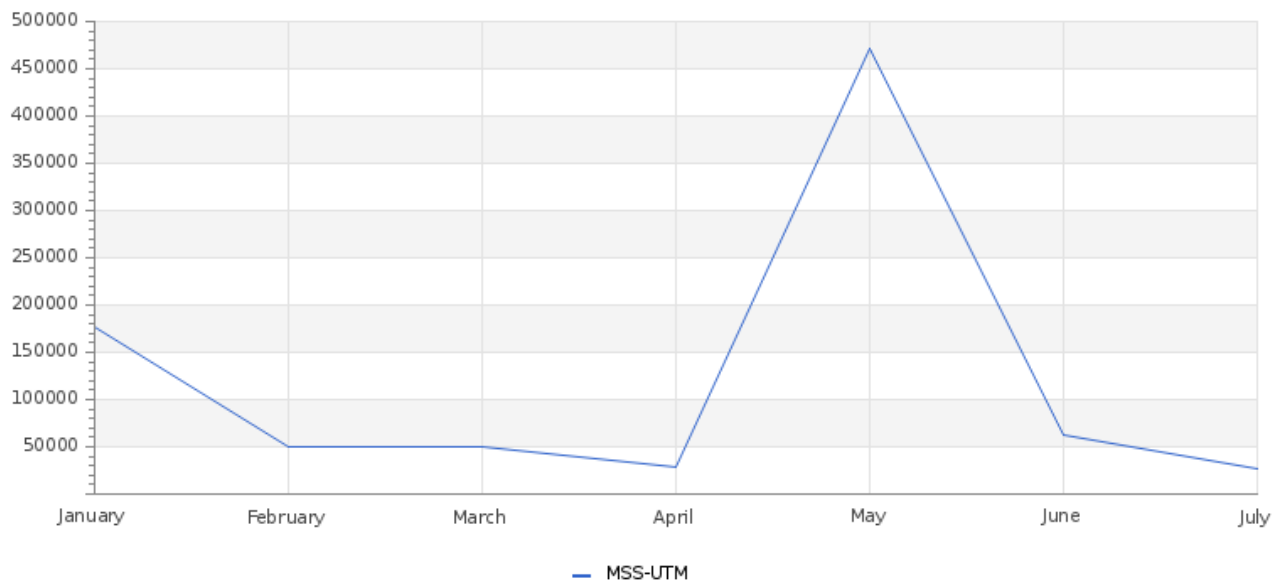
CISO EXECUTIVE REPORT

ACME FINANCIAL SERVICES 08/23/2023



**CISO EXECUTIVE REPORT**

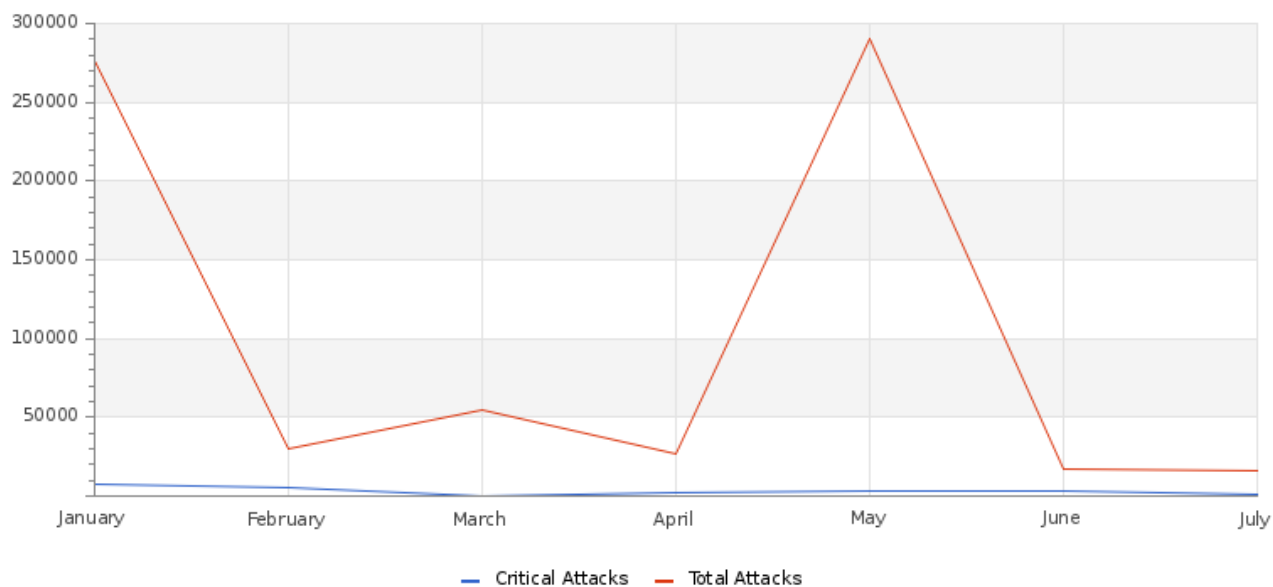
ACME FINANCIAL SERVICES 08/23/2023

**Total Number of Successful MFA authentications per application****Total Attacks Successfully Blocked Per Service**

## CISO EXECUTIVE REPORT

ACME FINANCIAL SERVICES 08/23/2023

### Attacks Successfully Blocked by Severity



### System Availability and Performance in current & previous month

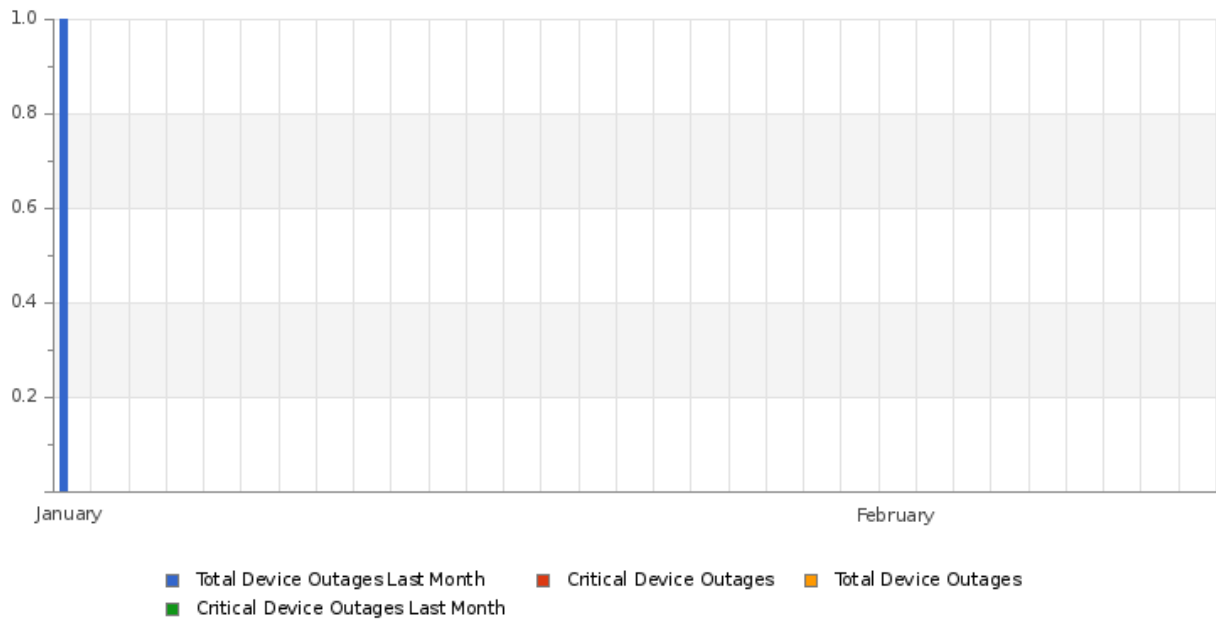
	Current Month	Previous Month
Total Down Devices	8	7
Critical Down Devices	5	7



CISO EXECUTIVE REPORT

ACME FINANCIAL SERVICES 08/23/2023

Histogram of Total and Critical Device Outages



Total and Critical Attacks Successfully Blocked by Security Layer and Department

MSS-UTM	MSS-DDOS	MSS-DLP	MSS-EDR
6,064	6	10	22,818



## CISO EXECUTIVE REPORT

ACME FINANCIAL SERVICES 08/23/2023

## OPERATIONAL

## Notable Events Active For The Past 30 Days

Notable Event Type	How Many #
EDR Alerts	366
BAS Immediate Threat	30
FW Alerts	5
BAS DLP	2
BAS Web Security	1
Change in Systems Performance	7
Change in Systems Availability	2
Change in High or Critical Vulnerabilities	9
Non Baselined Discovered System	1
Change in Baseline Systems Discovered	1
High Number of Failed Authentications	1

**TLP:AMBER** = Limited disclosure, restricted to participants' organizations. Sources may use TLP:AMBER when information requires support to be effectively acted upon, yet carries risks to privacy, reputation, or operations if shared outside of the organizations involved. Recipients may only share TLP:AMBER information with members of their own organization, and with clients or customers who need to know the information to protect themselves or prevent further harm. **Sources are at liberty to specify additional intended limits of the sharing: these must be adhered to.**





GLE  
SEC

COMPLETELY  
PERCEPTIVE

**TLP:AMBER**

## CISO EXECUTIVE REPORT

### HOW CAN WE HELP?

Contact us today for more information on  
our services and security solutions.

