



GLE
SEC

COMPLETELY
PERCEPTIVE

TLP:AMBER

CISO EXECUTIVE REPORT

GLESEC
June 17, 2024



GLESEC 06/17/2024

TLP AMBER CISO EXECUTIVE REPORT

This report corresponds to May 2024 and it is directed to Director or VP of IT, Cyber Security, Cyber Security Compliance or equivalent. The information is delivered following the GLESEC's Seven Elements Cyber Security Model (7eCSM TM), these elements are: Risk, Vulnerabilities, Threats, Assets, Compliance, Cyber Security Validation and Access

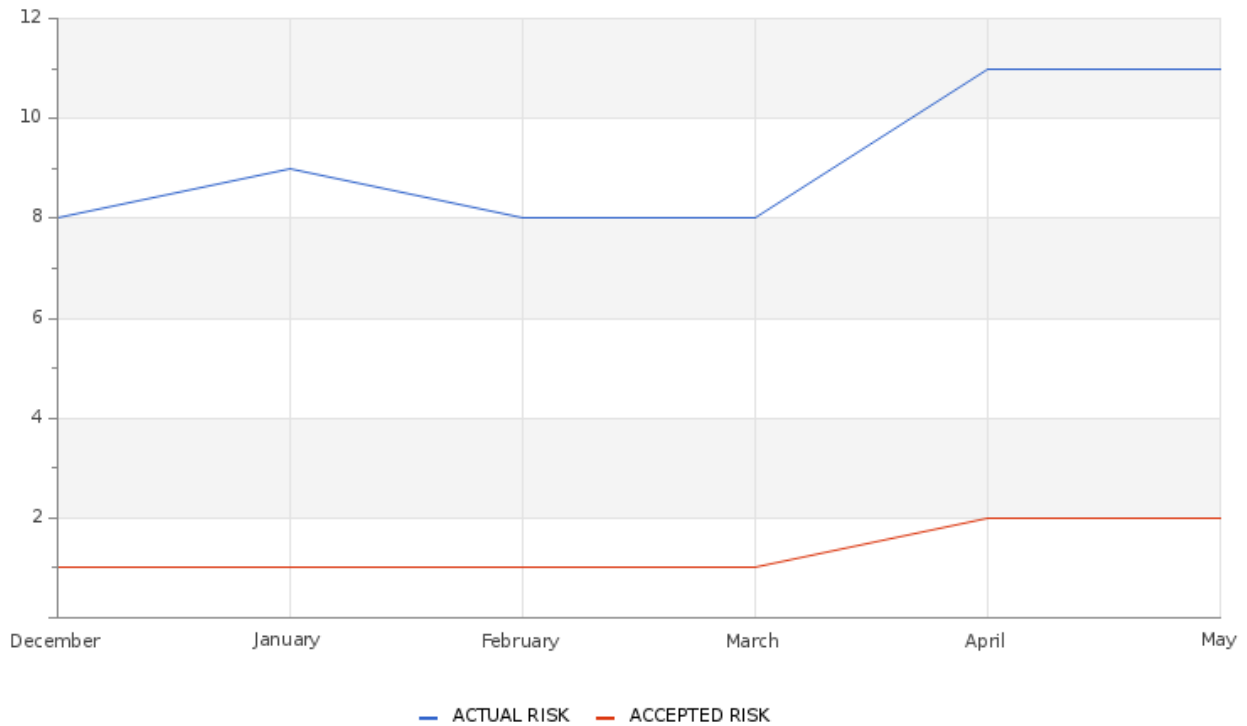
ABOUT THIS REPORT

The purpose of this document is to report on the "state" of security for your organization. It must be noted that GLESEC bases its information analysis on the services under contract. The information generated by these services is then aggregated, correlated and analyzed.

RISK

Actual Risk**11%****Accepted Risk****2%****Confidence****Medium****Accepted & Actual Risk**

GLESEC 06/17/2024



During the past month, risk levels have remained stable. Currently, the actual risk stands at 11%, while the accepted risk is 0%. These figures indicate continuity with respect to the previous month, when the actual risk was also 11% and the accepted risk was 2%.

Table of Comparison of Actual and Acceptable Risk From Current to Previous Month

	Current Month	Previous Month
Actual Risk	11	11
Accepted Risk	0	2

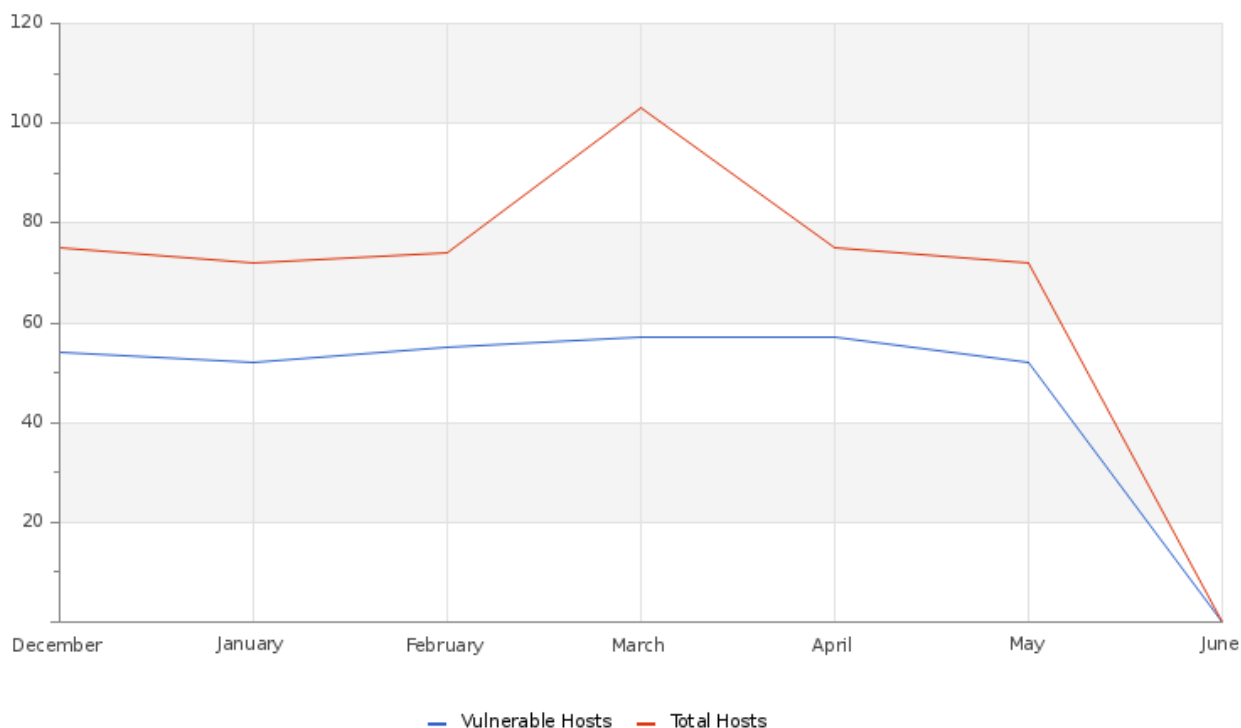
Risk has remained stable compared to the previous month. However, accepted risk has decreased by 2 percentage points. These changes in cybersecurity highlight the dynamic nature of our environment, underscoring the need for constant vigilance and adaptation to emerging conditions in information security.

VULNERABILITY



GLESEC 06/17/2024

Hosts & Vulnerable Hosts In Last 6 Months



The graph illustrates a rise in the number of identified hosts coupled with a decline in vulnerabilities over the month, which may indicate potential breaches in the security perimeter. Noteworthy among the high-risk vulnerabilities are several iterations of Adobe Acrobat, each with distinct issues. Additionally, significant vulnerabilities include:

- Google Chrome < 123.0.6312.58 Multiple Vulnerabilities
- KB5035849: Windows 10 version 1809 / Windows Server 2019 Security Update (March 2024)
- OpenSSL 1.0.2 < 1.0.2zf Vulnerability
- Security Update for Microsoft Visual Studio Code (November 2023)
- Ubuntu 22.04 LTS / 23.04: Linux kernel vulnerabilities (USN-6534-1)
- libcurl 7.69 < 8.4.0 Heap Buffer Overflow

These vulnerabilities highlight the importance of continuous monitoring and timely updates to ensure the security of the infrastructure.



GLESEC 06/17/2024

Total Vulnerability Counts In Current & Previous Month

	Current Month	Previous Month
Hosts Baselined	73	72
Hosts Discovered	64	68
Vulnerable Hosts	49	48
Critical Vulnerabilities Count	56	46
High Vulnerabilities Count	56	47
Medium Vulnerabilities Count	332	339
Low Vulnerabilities Count	63	56
Phishing Score	0	-1
Email Gateway Score	7	6
Web Application Firewall Score	25	24
Web Gateway Score	62	61
Endpoint Score	15	14
Hopper Score	33	32
DLP Score	49	48

Simulations were carried out on our systems to evaluate different security aspects. The results obtained were as follows: a Phishing Score of 0, an Email Gateway Score of 7, a Web Application Firewall Score of 25, a Web Gateway Score of 62, an Endpoint Score of 15, a Hopper Score of 33, and a DLP Score of 49. These scores show the areas of strength and those that require greater attention in our security infrastructure.

Vulnerability Metric

60

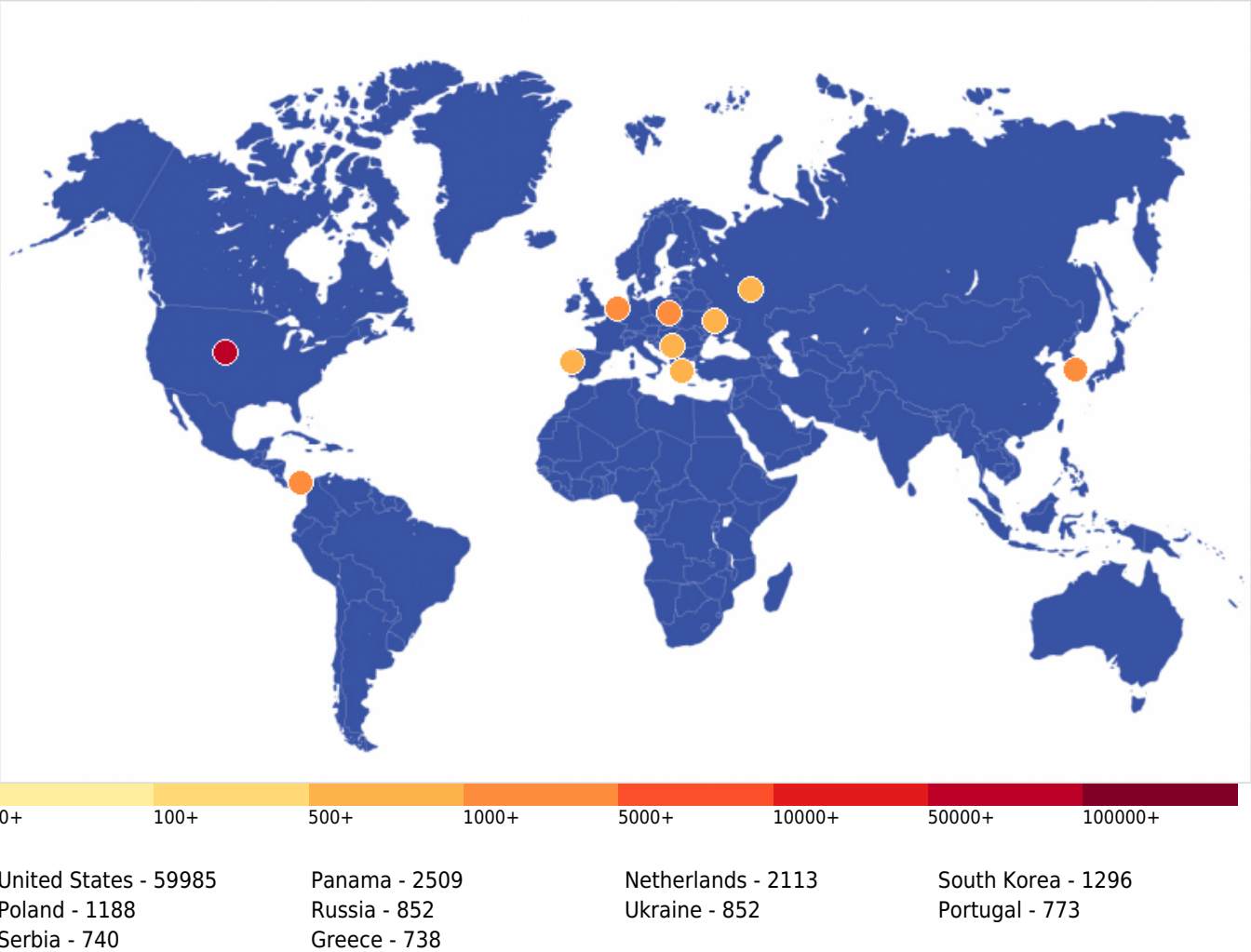
An analysis was conducted on 73 hosts based on their address range, revealing that 49 hosts are vulnerable. These vulnerabilities are categorized by severity, as outlined in the accompanying table. In this timeframe, we recorded 56 vulnerabilities of critical nature, 56 high-risk, 332 medium-risk, and 63 low-risk vulnerabilities. Based on these findings, your organization's vulnerability index is currently at 60%.

THREATS

Critical Attacks Per Country In Past Week

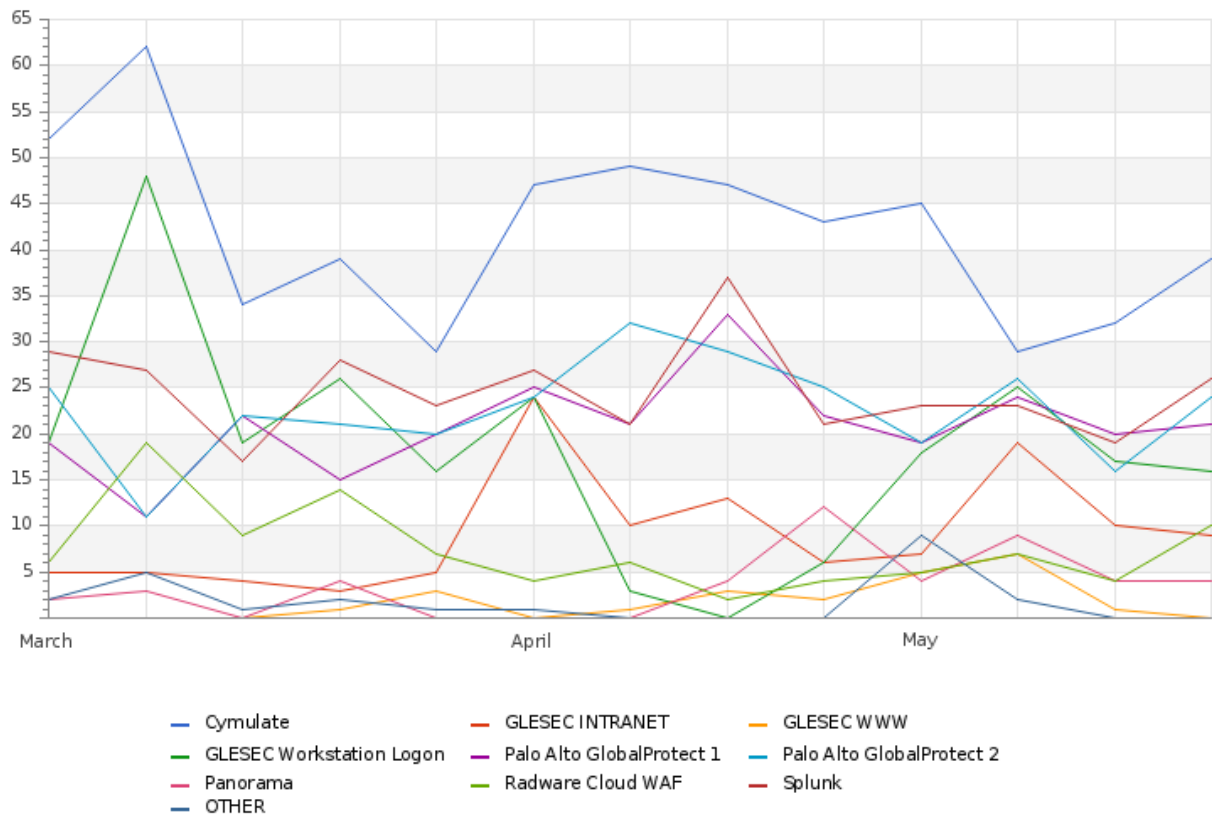


GLESEC 06/17/2024



This graph displays the distribution of cyber attacks by country, highlighting the United States' dominance with 59,985 attacks. It is followed by the Panama with 2,509 and Netherlands with 2113. Other countries like South Korea, Poland, Russia, Ukraine, Portugal, Serbia, and Greece report lower figures. The map underscores the need to focus cybersecurity efforts mainly on threats originating from the U.S., while maintaining global vigilance.

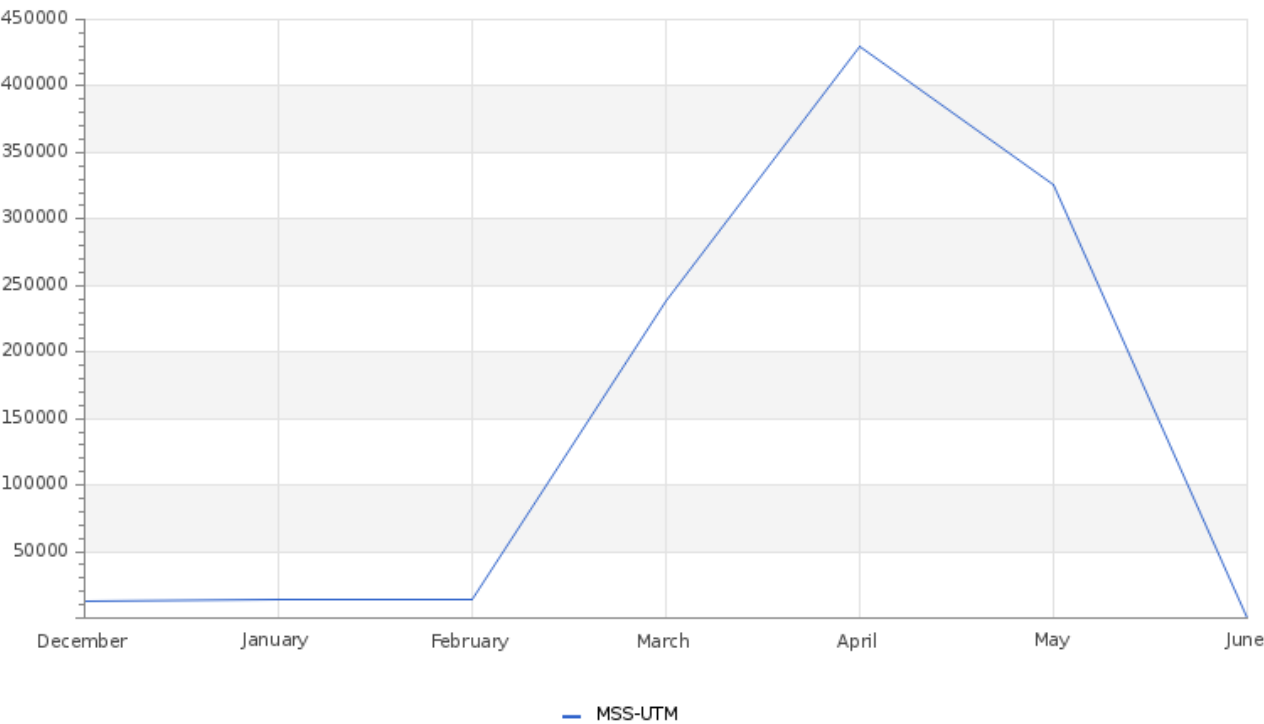
GLESEC 06/17/2024

Total Number of Successful MFA authentications per application

The graph highlights a clear trend in authentication patterns, showing that workstations and Cymulate are the primary applications for logins. This trend emphasizes the crucial role these two areas play in daily operations, possibly indicating key interaction points or areas of significance within the organizational environment.

GLESEC 06/17/2024

Total Attacks Successfully Blocked Per Service

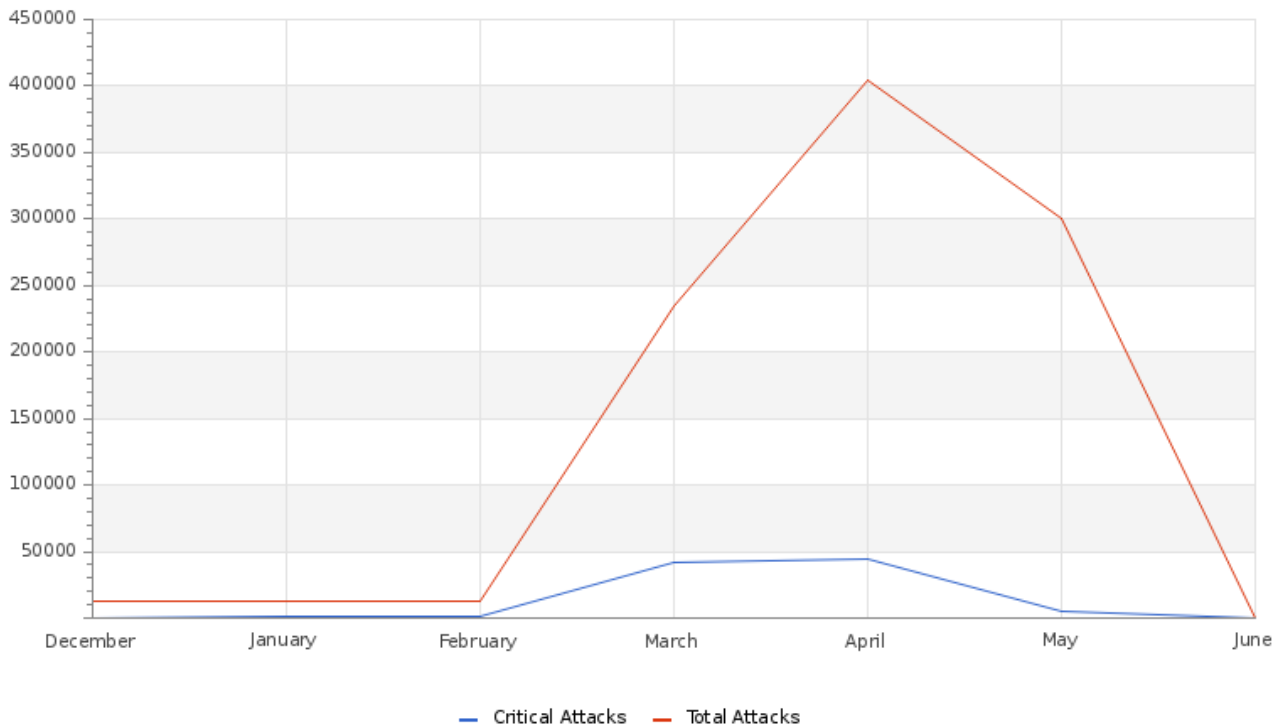


The chart clearly illustrates the positive impact of the implemented security measures. Compared to the previous month, there has been a noticeable reduction in the total number of attacks, along with an increase in the number of successfully thwarted attempts.



GLESEC 06/17/2024

Attacks Successfully Blocked by Severity



The chart presents encouraging security outcomes, highlighting the rise in successfully countered attacks. These measures proactively safeguard against emerging threats, including DDoS attacks, IoT botnets, advanced phishing methods, malware infiltrations, zero-day vulnerabilities, and sophisticated DNS spoofing tactics.

System Availability and Performance in current & previous month

	Current Month	Previous Month
Total Device Outages	8	1
Critical Device Outages	0	0

Devices impacted by outages experienced swift recovery, with functionality being restored within seconds. These incidents primarily originated from false positives, attributed to transient disconnections.

Histogram of Total and Critical Device Outages

Devices experiencing downtime were swiftly brought back online within seconds, ensuring rapid recovery and minimal disruption. These incidents involved sensors that were reported and momentarily disconnected, highlighting the need for continuous monitoring and immediate response mechanisms to maintain operational efficiency and security.



GLESEC 06/17/2024

Total and Critical Attacks Successfully Blocked by Security Layer and Department

MSS-UTM	MSS-DDOS	MSS-DLP	MSS-EDR
22,553	0	0	0

The elevated statistics from the Managed Security Service - Endpoint Detection and Response (MSS-EDR) are largely due to the Breach and Attack Simulation (BAS) assessments conducted through our specialized Managed Security Service - Breach and Attack Simulation (MSS-BAS) service. Acknowledging this distortion is crucial for a more accurate and contextual evaluation of the security landscape when analyzing the data.

OPERATIONAL

Notable Events Active For The Last Month

Notable Event Type	How Many #
BAS Immediate Threat	93
FW Alerts	5
BAS DLP	6
BAS Web Security	10
BAS WAF	6
Change in High or Critical Vulnerabilities	25
Monitoring Event for SPLUNK CLOUD	5
Change in Systems Performance	1
Immediate Threat System Vulnerable and Remediation by Patch Management	4
EDR Alerts	37
BAS Endpoint Security	2
Change in Baseline Systems Discovered	2

For a closer look at specific instances, I recommend visiting the Skywatch platform. By applying the C&RU (Create & Review Update) filter, you can select the category that interests you the most. This approach will help you uncover valuable insights that Skywatch offers!

TLP:AMBER = Limited disclosure, restricted to participants' organizations. Sources may use TLP:AMBER when information requires support to be effectively acted upon, yet carries risks to privacy, reputation, or operations if shared outside of the organizations involved. Recipients may only share TLP:AMBER information with members of their own organization, and with clients or customers who need to know the information to protect themselves or prevent further harm. **Sources are at liberty to specify additional intended limits of the sharing: these must be adhered to.**



GLESEC 06/17/2024





GLE
SEC

COMPLETELY
PERCEPTIVE

TLP:AMBER

CISO EXECUTIVE REPORT

HOW CAN WE HELP?

Contact us today for more information on
our services and security solutions.

