



GLE
SEC

COMPLETELY
PERCEPTIVE

TLP:AMBER

BOARDROOM EXECUTIVE REPORT

GLESEC
January 31, 2024



GLESEC 01/31/2024

TLP AMBER BOARDROOM EXECUTIVE REPORT

This report corresponds to December and it is directed to Director or VP of IT, Cyber Security, Cyber Security Compliance or equivalent. The information is delivered following the GLESEC's Seven Elements Cyber Security Model (7eCSM TM), these elements are: Risk, Vulnerabilities, Threats, Assets, Compliance, Cyber Security Validation and Access

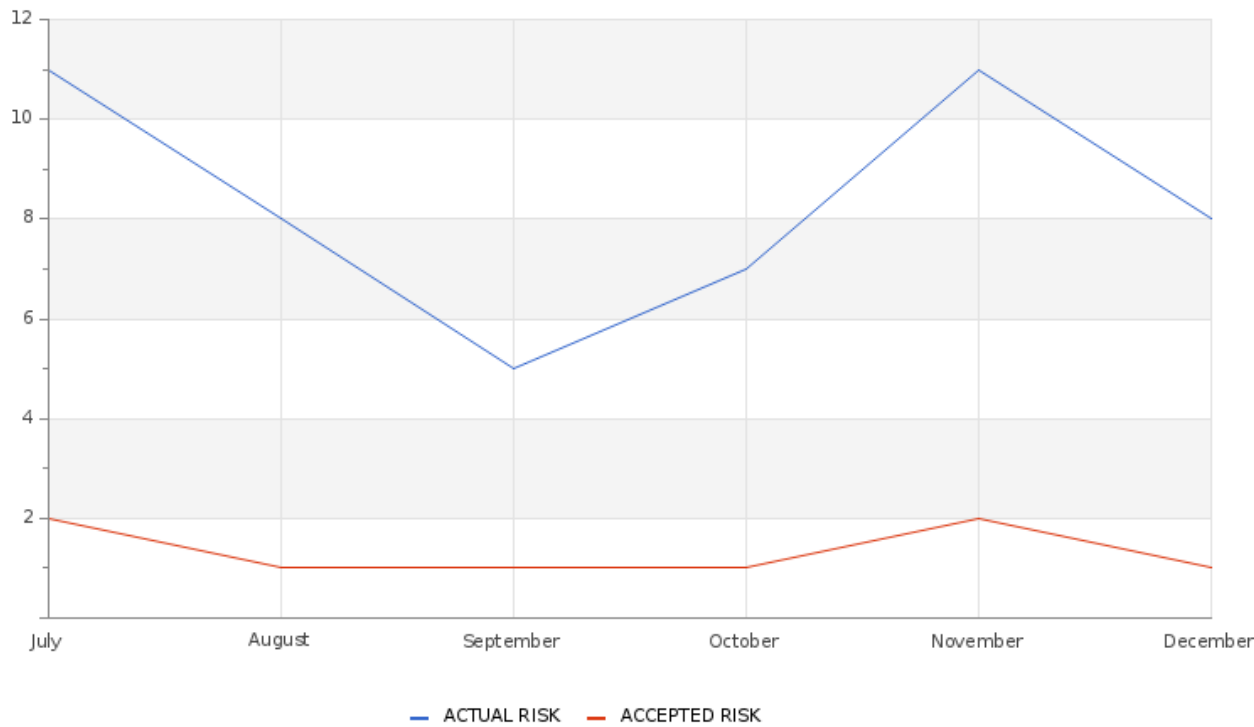
ABOUT THIS REPORT

The purpose of this document is to report on the "state" of security for your organization. It must be noted that GLESEC bases its information analysis on the services under contract. The information generated by these services is then aggregated, correlated and analyzed.

Actual Risk**8%****Accepted Risk****1%****Confidence****High**

GLESEC 01/31/2024

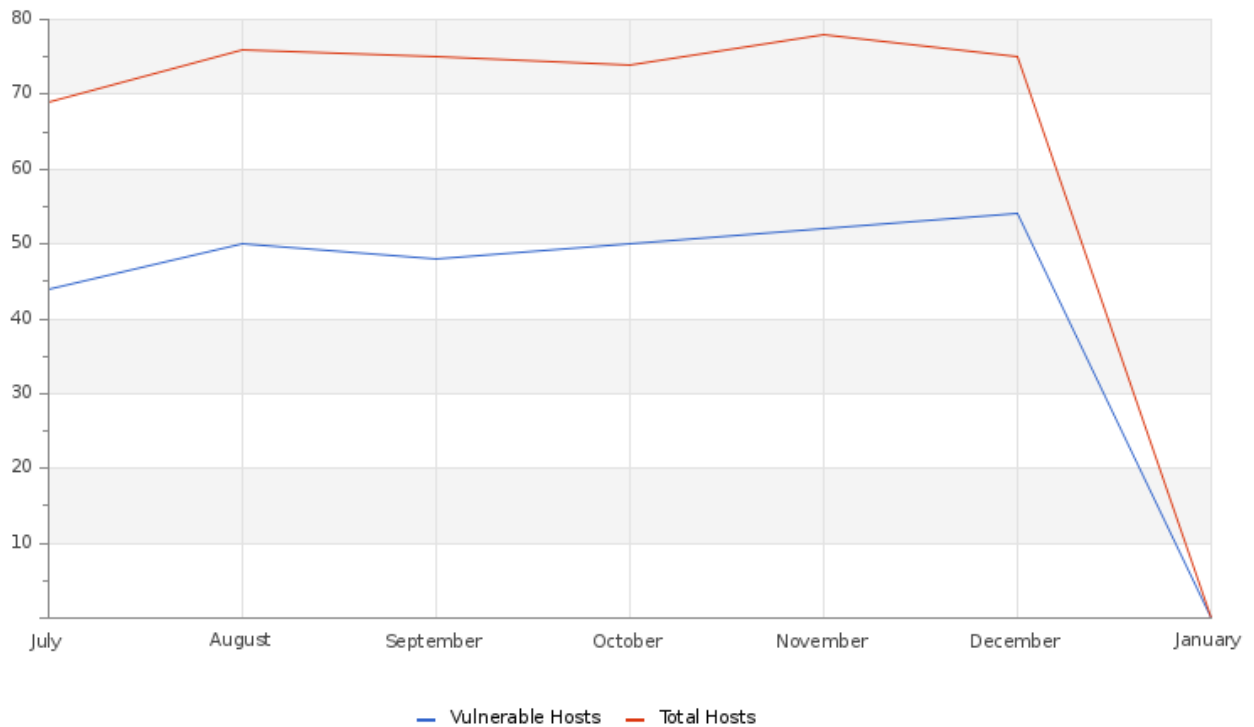
Accepted & Actual Risk



During this month there has been a slight decrease in risk levels. The current risk is 8%, and the accepted risk is 1%. Compared to the previous month the risk figures have decreased, the actual risk has decreased by 3%, while the accepted risk decreased by 1%.



GLESEC 01/31/2024

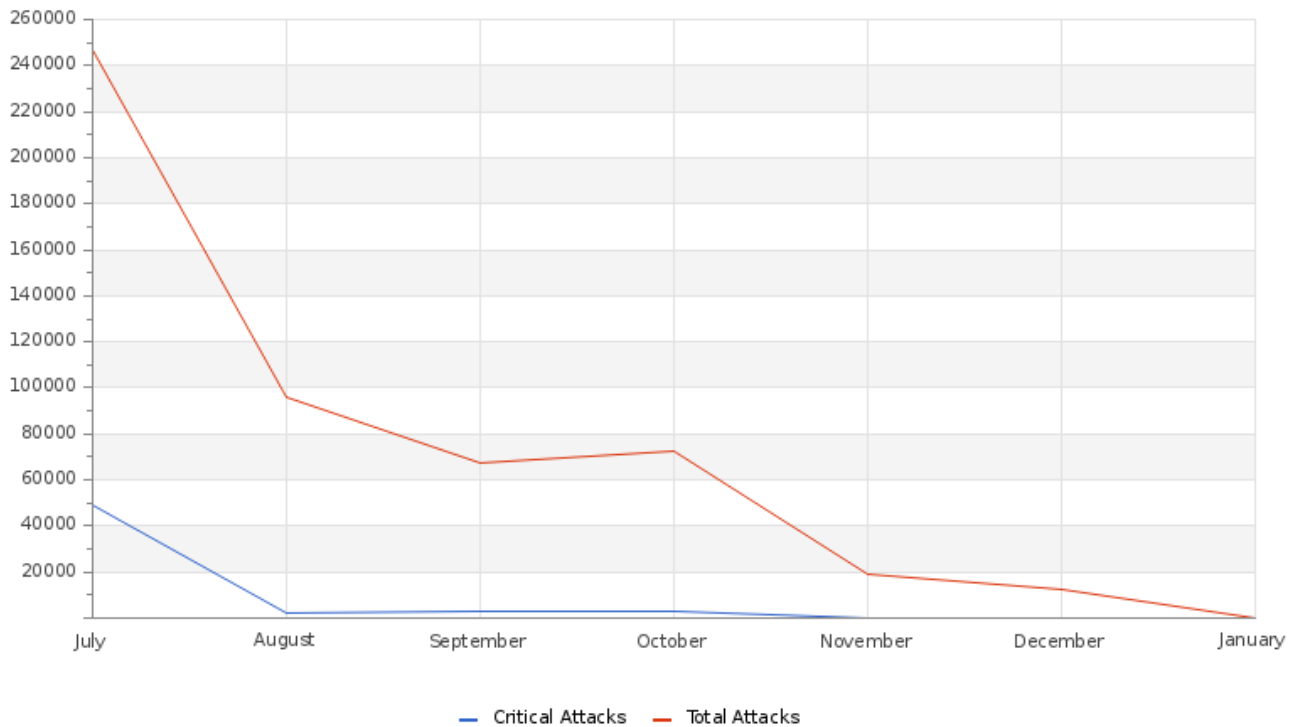
Hosts & Vulnerable Hosts In Last 6 Months

The graph shows a decrease in the number of hosts identified during the month and a slight increase in the number of vulnerabilities present in the hosts. Among the most prominent vulnerabilities were vulnerabilities related to security updates and unsupported versions of software. Prompt remediation of these vulnerabilities is essential to ensure security, reducing the risk of intrusions and breaches.

Total Attacks Successfully Blocked**329****Critical Attacks Successfully Blocked****0**

GLESEC 01/31/2024

Attacks Successfully Blocked



Vulnerability Metric

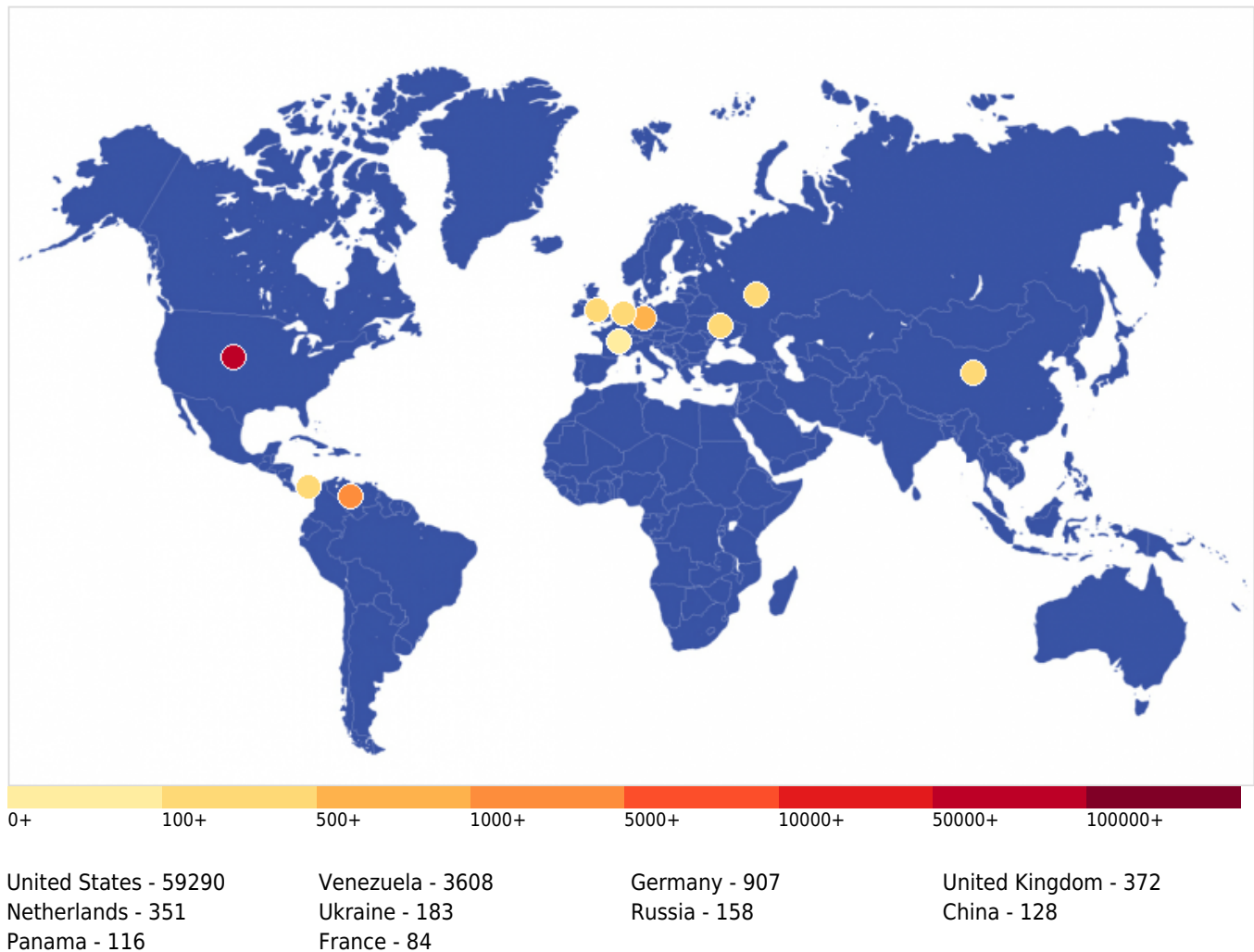
35

During the month a total of 70 hosts were analyzed, of which 54 were identified as vulnerable. These vulnerabilities are classified by severity, during this period 91 critical, 137 high, 223 medium and 37 low vulnerabilities were identified. The current vulnerability index for your organization is 35%.

Critical Attacks Per Country In Past Week



GLESEC 01/31/2024



The graph shows the distribution of attacks classified by country, it can be seen that most attacks come from the United States with a total of 306,582 attacks, followed by Venezuela with 3,608 and Germany with 907 attacks. Other countries, such as the United Kingdom, the Netherlands, Ukraine and Russia, registered less than 500 attacks. The results indicate that we should focus our cybersecurity efforts on the main source of attacks, while maintaining a more generalized vigilance.

TLP:AMBER = Limited disclosure, restricted to participants' organizations. Sources may use TLP:AMBER when information requires support to be effectively acted upon, yet carries risks to privacy, reputation, or operations if shared outside of the organizations involved. Recipients may only share TLP:AMBER information with members of their own organization, and with clients or customers who need to know the information to protect themselves or prevent further harm. **Sources are at liberty to specify additional intended limits of the sharing: these must be adhered to.**



GLE
SEC

COMPLETELY
PERCEPTIVE

TLP:AMBER

BOARDROOM EXECUTIVE REPORT

HOW CAN WE HELP?

Contact us today for more information on
our services and security solutions.

