



*Your Global Cyber-Security Partner*

**ON-DEMAND  
OPERATIONS & INTELLIGENCE (MO&I) TECHNICAL REPORT  
TLP-AMBER**

**ORGANO JUDICIAL**

November 22, 2022



USA | PANAMA | ARGENTINA | MEXICO | COLOMBIA | PERU | CHILE | ECUADOR  
TEL: +1 (609) 651-4246 | +1(321)430-0500 | +(507) 836-5355

## About This Report

This on-demand technical report is compiled for the people with responsibility for Cyber Security, Networking, Databases, Compliance, Infrastructure and Systems. A more detail monthly report is prepared and available from the Orchestration platform (GMP). For any questions about this report please contact the GLESEC Operation Centers (GOCs).

## Managed Vulnerability Service (MSS-VM) Section

The Managed Vulnerability Service (MSS-VM) is a “Security as a service” (SaaS) offering to identify network assets, test, validate, correlate and report on vulnerabilities in a lifecycle process that integrates with GLESEC’s Orchestration platform. This integration provides for the optimization of the time and costs it takes an organization to remediate its business relevant vulnerabilities.

The Risk Value (see definition below) for Organo Judicial for this period can be seen in the following chart.

### VULNERABILITY LEVEL COLOR



The following table indicates the vulnerability metrics including total discovered systems, total vulnerable systems, and Risk Value (RV). The RV is defined as a weighted average of vulnerabilities.

The following values are to clarify the RV:

RV=1 Points to every IP address in the infrastructure that is susceptible to attacks

RV=0 Points to no IP address in the infrastructure that is susceptible to attacks

RV=0.1 Points to 1/10 IP address in the infrastructure that is susceptible to attacks

### TOTAL DISCOVERED HOSTS

22

## TOTAL VULNERABLE HOSTS

3

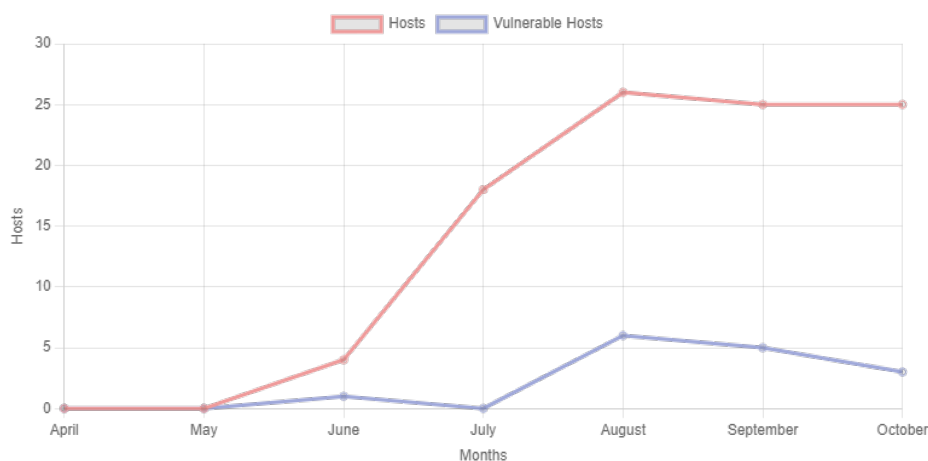
## EXECUTIVE SUMMARY RISK DISTRIBUTION

Scanner	critical	high	medium	low	Total
Organo Judicial			12	2	14

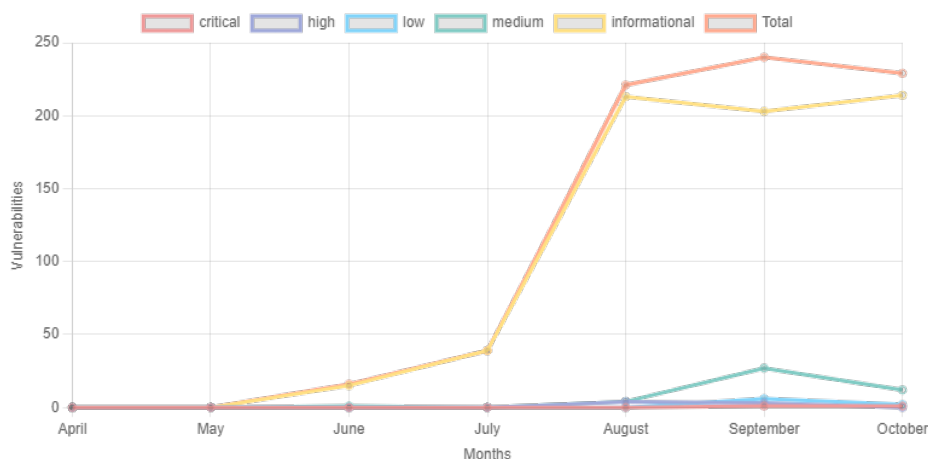
All the vulnerabilities found in your organization belong to the following categories:

The following graphs show the histograms for the last 6 months: Vulnerability Histogram, Vulnerability/Severity, Discovered Network Assets and the last one shows the Comparison of the number of Vulnerabilities between the Previous Month and the Current Month

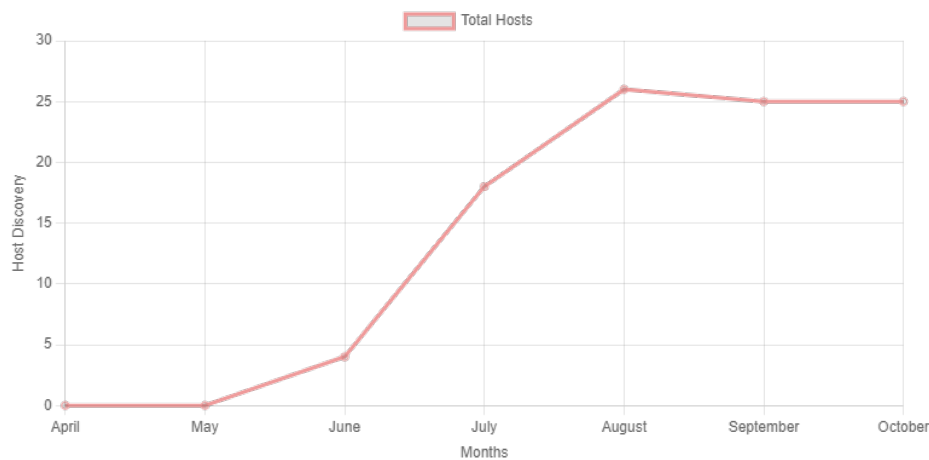
## VULNERABILITY HISTOGRAM - FOR 6 MONTHS



## VULNERABILITY SEVERITY HISTOGRAM - FOR 6 MONTHS



## DISCOVERED NETWORK ASSET HISTOGRAM - FOR 6 MONTHS



## COMPARISON VULNERABILITIES

n/a

The following graphs show the distribution of the vulnerabilities found on your servers or endpoints

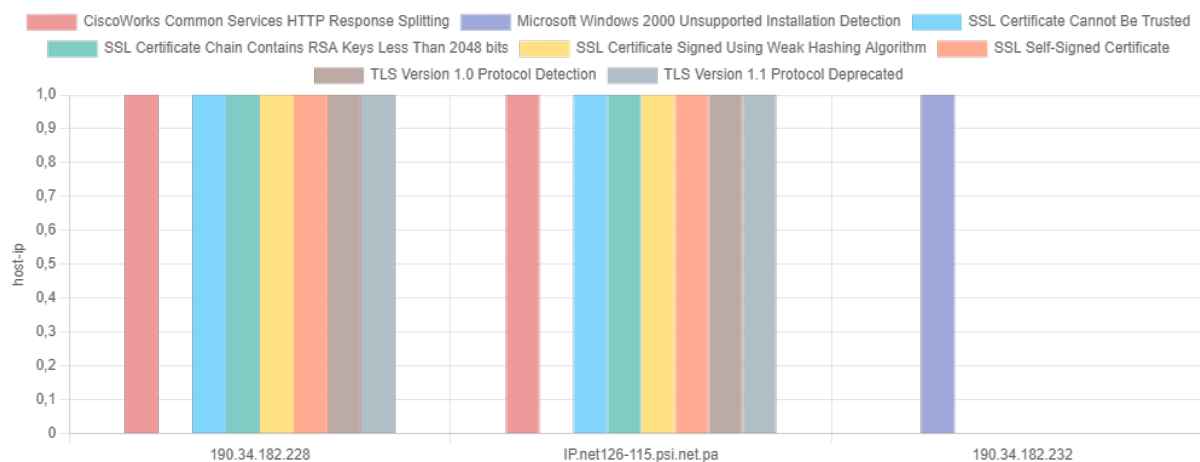
## VULNERABILITY CATEGORY BY RISK

This report illustrates the vulnerability category and count by risk discovered this report period

category	critical	low	medium
General	0	2	6
Service detection	0	0	4
CGI abuses	0	0	2
Windows	1	0	0

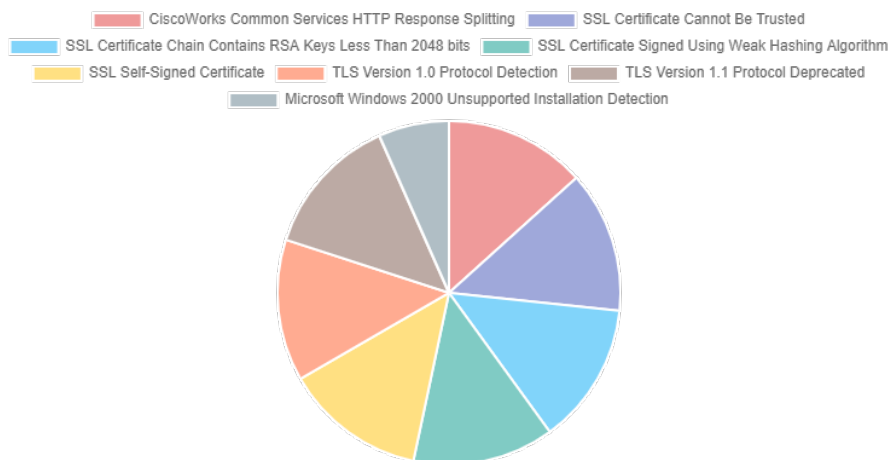
## HOST BY VULNERABILITY NAME

This report illustrates the vulnerability name and count by hosts discovered this report period



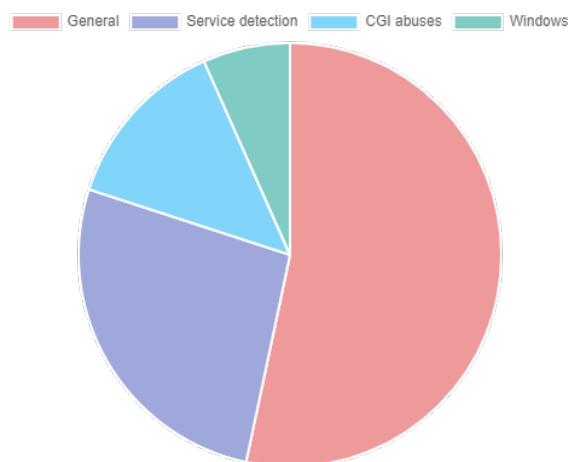
## MOST FREQUENT VULNERABILITY NAME

This report depicts the most frequent vulnerabilities discovered this report period



## MOST FREQUENT VULNERABILITY CATEGORY

This report depicts the most frequent vulnerabilities by category discovered this report period



The following graphs show the distribution of the vulnerabilities found on your servers or endpoints

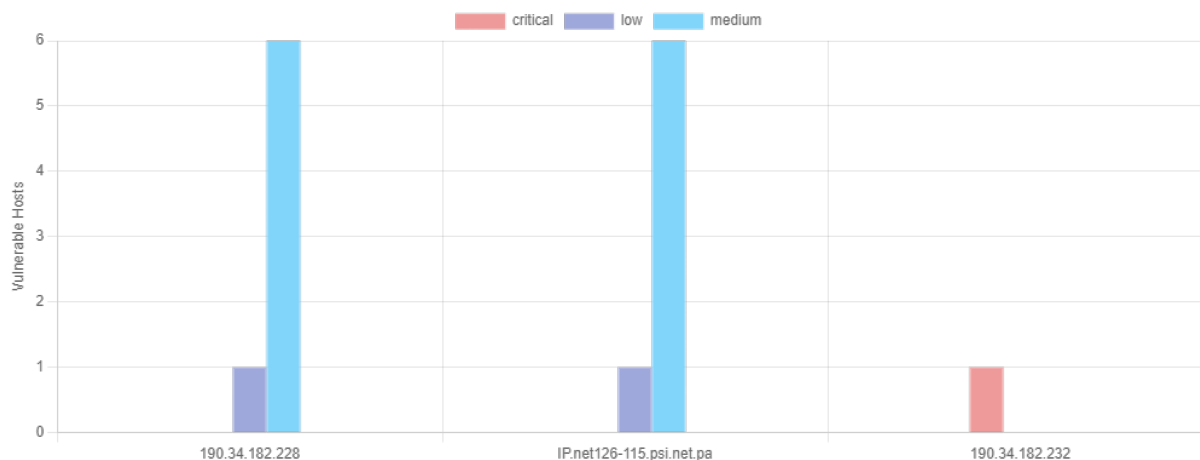
## HOST BY PROTOCOL

This report illustrates the protocol and count by hosts discovered this report period

n/a

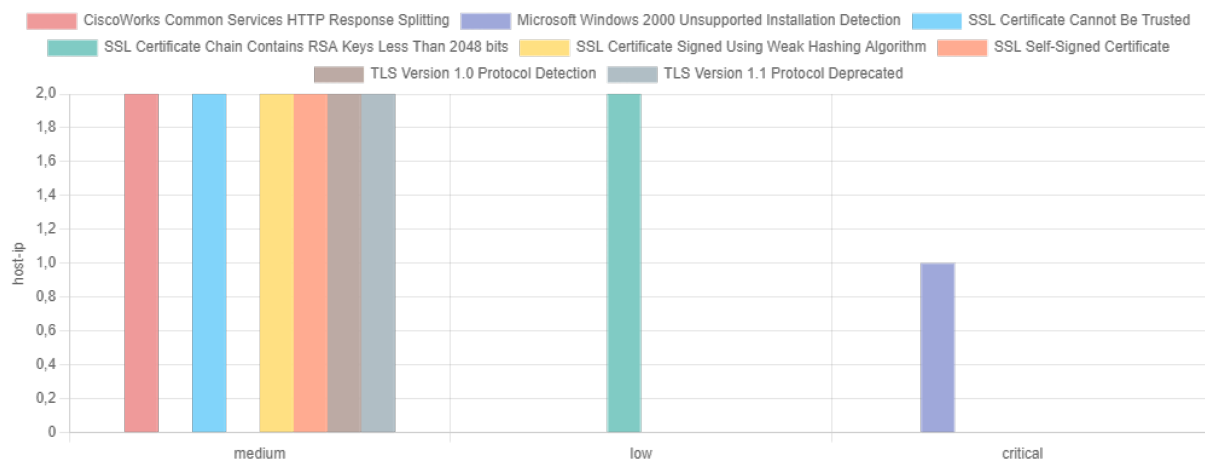
## HOSTS BY RISK

This report illustrates the vulnerability risk and count by hosts discovered this report period





## VULNERABILITY RISK BY VULNERABILITY



## VULNERABILITY CATEGORY BY PROTOCOL

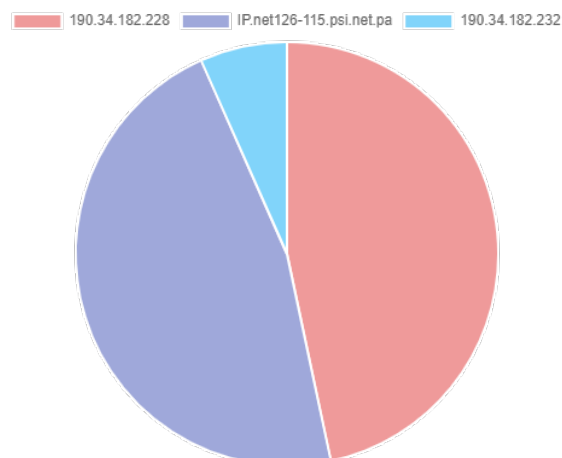
This report illustrates the vulnerability category and count by protocol discovered this report period

n/a

The following graphs show the distribution of the vulnerabilities found on your servers or endpoints

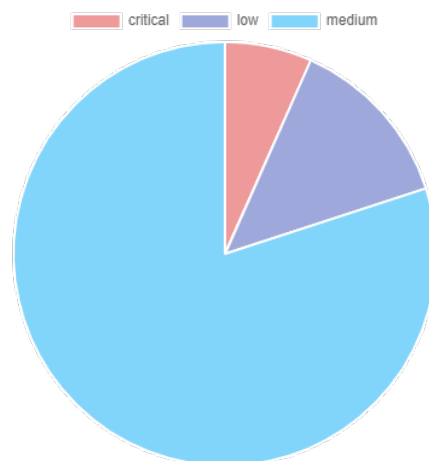
## MOST VULNERABLE HOST

This report depicts the most vulnerable hosts discovered this report period



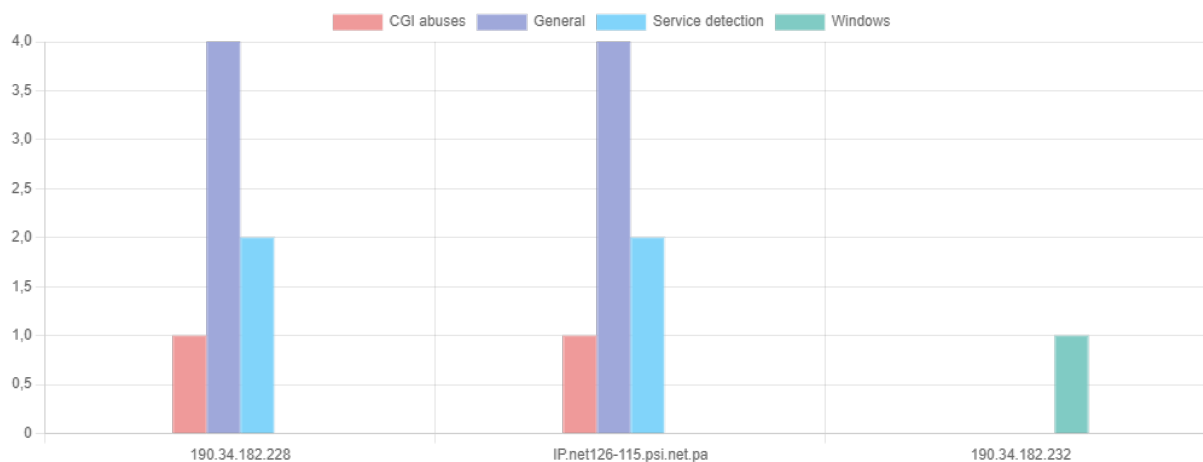
## RISK DISTRIBUTION

This shows the risk distribution of vulnerabilities discovered for this period



## HOST BY VULNERABILITY CATEGORY

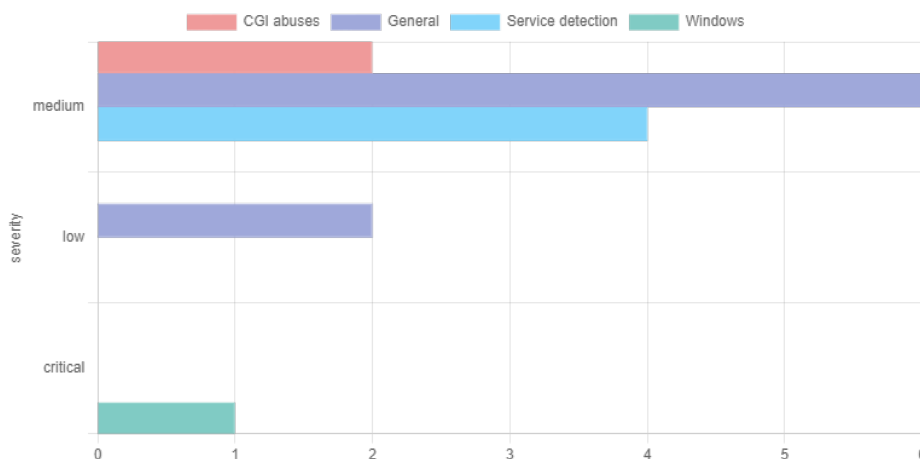
This report illustrates the vulnerability category and count by hosts discovered this report period





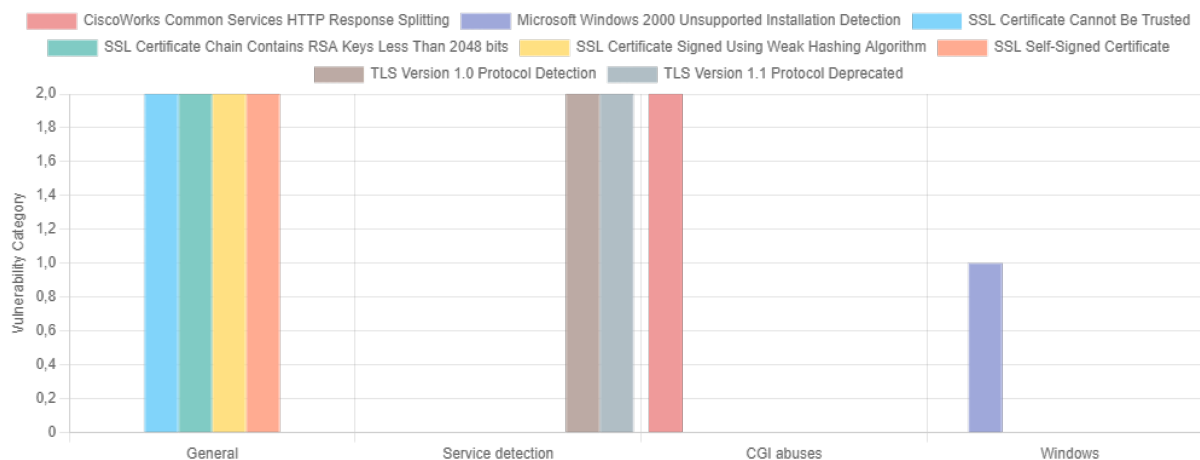
## VULNERABILITY RISK BY VULNERABILITY CATEGORY

This report illustrates the vulnerability risk and count by category discovered this report period



## VULNERABILITY CATEGORY BY VULNERABILITY NAME

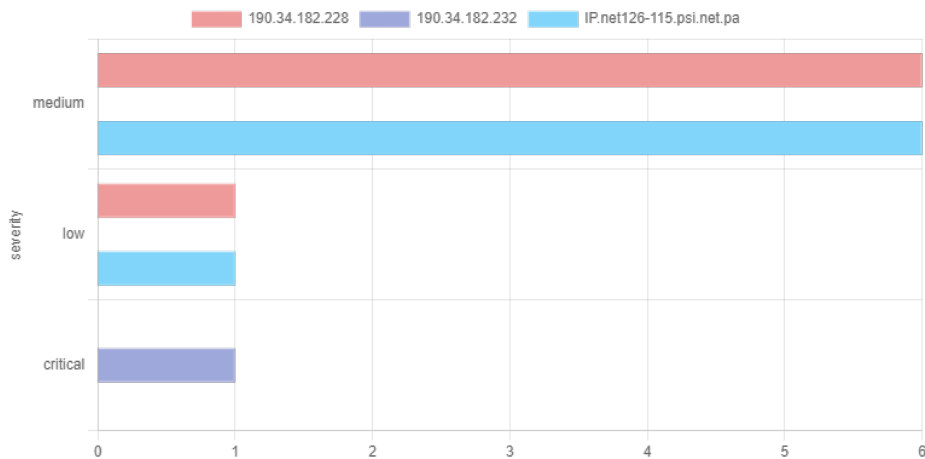
This report illustrates the vulnerability category and count by vulnerability name discovered this report period



The following graphs show the distribution of the vulnerabilities found on your servers or endpoints

## VULNERABILITY RISK BY HOST

This graph illustrates the vulnerability risk and count by category discovered this report period



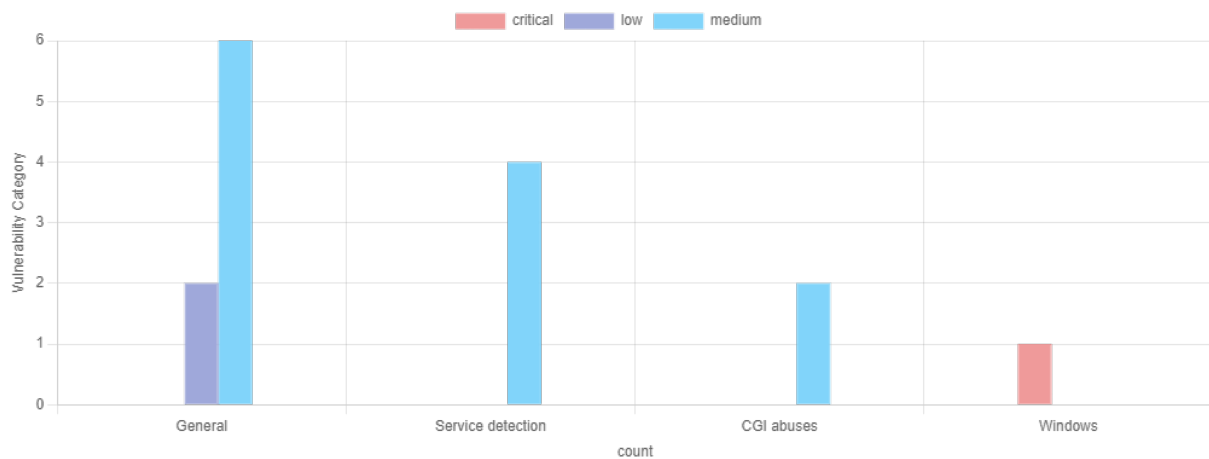
## VULNERABILITY RISK BY PORT

This graph illustrates the vulnerability risk and count by port discovered this report period

n/a

## VULNERABILITY CATEGORY BY RISK

This graph illustrates the vulnerability category and count by risk discovered this report period



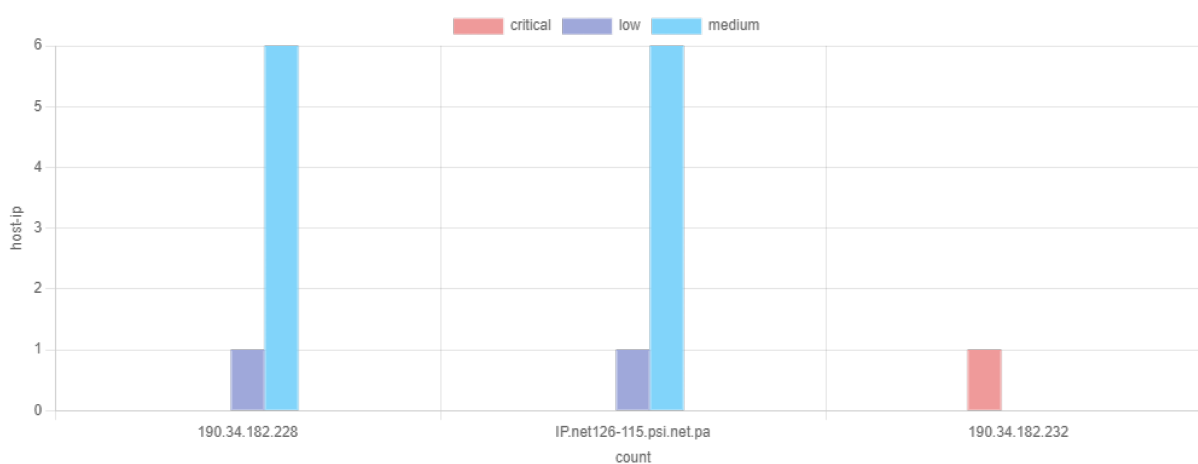
## VULNERABILITY CATEGORY BY PORT

This graph illustrates the vulnerability category and count by port discovered this report period

n/a

## HOST BY VULNERABILITY RISK

The following illustrates the vulnerability risk and count by hosts discovered this report period



## HOST BY PORT

The following graph illustrates the port and count by hosts discovered this report period

n/a

## VULNERABILITIES & ASSETS CORRELATION

Priority	Severity	IP	OS	Hostname	Division	Location	Vulnerability	Vulnerability ID	Available Exploit	Vulnerability Publication	Since Last Seen	Last Seen On
Medium	Medium	200.46.126.115		IP.net126-115.psi.net.pa	Not Set	Not Set	SSL Certificate Cannot Be Trusted	51192	n/a	n/a	01 day(s)	2022/11/22 05:03:41-0500
Medium	Medium	200.46.126.115		IP.net126-115.psi.net.pa	Not Set	Not Set	SSL Certificate Signed Using Weak Hashing Algorithm	35291	n/a	n/a	01 day(s)	2022/11/22 05:03:41-0500
Low	Low	200.46.126.115		IP.net126-115.psi.net.pa	Not Set	Not Set	SSL Certificate Chain Contains RSA Keys Less Than 2048 bits	69551	n/a	n/a	01 day(s)	2022/11/22 05:03:41-0500
Medium	Medium	190.34.182.228	Check Point GAIa	Unknown	Not Set	Not Set	SSL Certificate Cannot Be Trusted	51192	n/a	n/a	01 day(s)	2022/11/22 05:01:21-0500
Medium	Medium	190.34.182.228	Check Point GAIa	Unknown	Not Set	Not Set	SSL Certificate Signed Using Weak Hashing Algorithm	35291	n/a	n/a	01 day(s)	2022/11/22 05:01:21-0500
Low	Low	190.34.182.228	Check Point GAIa	Unknown	Not Set	Not Set	SSL Certificate Chain Contains RSA Keys Less Than 2048 bits	69551	n/a	n/a	01 day(s)	2022/11/22 05:01:21-0500
Medium	Critical	190.34.182.232	Microsoft Windows 2000 Server	Unknown	Not Set	Not Set	Microsoft Windows 2000 Unsupported Installation Detection	47709	n/a	n/a	08 day(s)	2022/11/15 04:55:14-0500
Medium	Medium	200.46.126.115		IP.net126-115.psi.net.pa	Not Set	Not Set	CiscoWorks Common Services HTTP Response Splitting	58950	true	2012/03/19	01 day(s)	2022/11/22 05:03:41-0500
Medium	Medium	200.46.126.115		IP.net126-115.psi.net.pa	Not Set	Not Set	SSL Self-Signed Certificate	57582	n/a	n/a	01 day(s)	2022/11/22 05:03:41-0500
Medium	Medium	200.46.126.115		IP.net126-115.psi.net.pa	Not Set	Not Set	TLS Version 1.0 Protocol Detection	104743	n/a	n/a	01 day(s)	2022/11/22 05:03:41-0500
Medium	Medium	200.46.126.115		IP.net126-115.psi.net.pa	Not Set	Not Set	TLS Version 1.1 Protocol Deprecated	157288	n/a	n/a	01 day(s)	2022/11/22 05:03:41-0500
Medium	Medium	190.34.182.228	Check Point GAIa	Unknown	Not Set	Not Set	CiscoWorks Common Services HTTP Response Splitting	58950	true	2012/03/19	01 day(s)	2022/11/22 05:01:21-0500
Medium	Medium	190.34.182.228	Check Point GAIa	Unknown	Not Set	Not Set	SSL Self-Signed Certificate	57582	n/a	n/a	01 day(s)	2022/11/22 05:01:21-0500
Medium	Medium	190.34.182.228	Check Point GAIa	Unknown	Not Set	Not Set	TLS Version 1.0 Protocol Detection	104743	n/a	n/a	01 day(s)	2022/11/22 05:01:21-0500
Medium	Medium	190.34.182.228	Check Point GAIa	Unknown	Not Set	Not Set	TLS Version 1.1 Protocol Deprecated	157288	n/a	n/a	01 day(s)	2022/11/22 05:01:21-0500

The table above represents the Vulnerabilities for the top 20 by Priority.

## Cases Activity

Below is a histogram of the average time to resolve for the past six months and a list of cases with their time of resolution (including the time until now of cases that are not yet closed). For more details log-on the GMP and review the C&RU area.

### MONTHLY RESPOND & RESOLVE AVG. TIMES

loading...

## GLESEC Information Sharing Protocol

**GLESEC REPORTS** are in compliance with the U.S. Department of Homeland Security (DHS) Traffic-Light Protocol (TLP): TLP-White (Disclosure is Not Limited), TLP-Green (Limited Disclosure, Restricted Only to the Community), TLP-Amber (Limited Disclosure, restricted to the Participant's Organization), and TLP-Red (Not for Disclosure, Restricted/Classified - Only Shared with US DHS).



*Your Global Cyber-Security Partner*

## GLESEC

**USA - ARGENTINA - PANAMA  
MEXICO - BRAZIL - PERU - CHILE**

Tel: +1(609)651-4246

Tel: +1(321)430-0500

Tel: +(507)836-5355

[info@glesec.com](mailto:info@glesec.com)

[www.glesec.com](http://www.glesec.com)

