

MANAGED BREACH AND ATTACK SIMULATION

LM (Lateral Movement) VECTOR (MSS-BAS-LM)

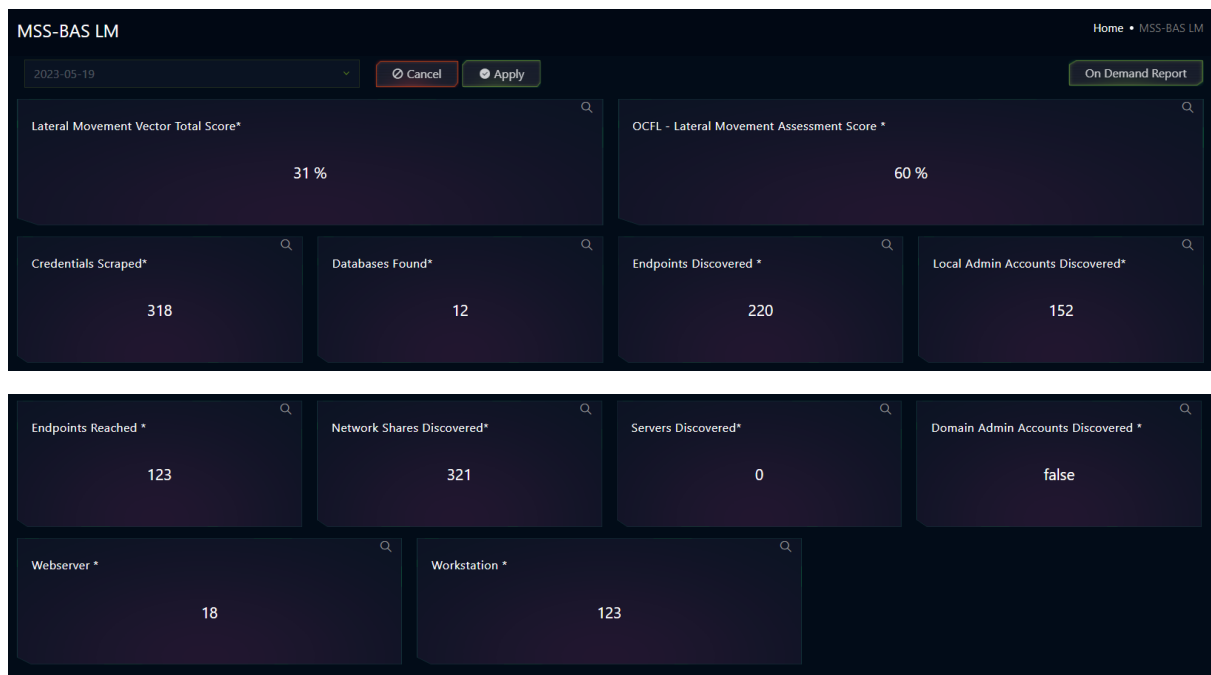
Revision V053023

This document is a briefing that describes the operation and use of the Managed Bridge and Attack Simulation platform, and it is meant for all users of SKYWATCH WEB Platform.

Purpose of this Dashboard

This SKYWATCH Dashboard(s) provide **visibility** to the technical and executive users of SKYWATCH for the **MSS-BAS** Service and the ability to generate an on-demand **report** for this service (with the information of the dashboard). These are deliverables for the service. There are more consolidated reports that combine the information of this service with other contracted services. Also certain of the parameters defined on this Dashboard are used as indicators to trigger SKYWATCH automations (GLESEC NOTABLE EVENTS – GNE) and this activates the GLESEC OPERATION CENTER(s) (GOC) to further investigate and for incident-response purposes.

The following presents the SKYWATCH MSS-BAS-LM




Detailed Description of functionality of the MSS-BAS-LM Dashboard

Below the description and use cases of each of the components.


ITEM	DESCRIPTION
Assessment Date Selector	Used to select which assessment's data is used to populate the dashboard's info modules. SKYWATCH stores assessment data for up to 30 days





	Automatically defaults to the last available assessment.
Lateral Movement Vector Total Score	<p>Displays the overall Cymulate score for all LM Vector Assessment. This module is not affected by the Assessment Date Selector.</p> <p>For SKYWATCH WEB the refresh rate is once a day.</p> <p><i>This information is used to determine overall performance of the LM vector.</i></p>
Lateral Movement Assessment Score	<p>Displays the Cymulate score for the specific LM Vector Assessment selected by the t. Assessment Date Selector.</p> <p>For SKYWATCH WEB the refresh rate is once a day. The information represents data from the assessment selected in the date selector.</p> <p><i>This information is used to determine overall performance of the LM vector.</i></p>
Credentials Scraped	<p>Displays the number of credential hashes found during the assessment</p> <p>For SKYWATCH WEB the refresh rate is once a day. The information represents data from the assessment selected in the date selector.</p> <p><i>This information is used to determine how accessible credential hashes are on the client network.</i></p>
Databases Found	<p>Displays the number of databases found during the assessment</p> <p>For SKYWATCH WEB the refresh rate is once a day. The information represents data from the assessment selected in the date selector.</p> <p><i>This information is used to determine how accessible databases are on the client network</i></p>
Endpoints Discovered	<p>Displays the number of endpoints found during the assessment</p> <p>For SKYWATCH WEB the refresh rate is once a day. The information represents data from the assessment selected in the date selector.</p> <p><i>This information is used to determine how accessible endpoints are on the client network</i></p>
Local Admin Accounts Discovered	<p>Displays the number of local admin accounts found during the assessment</p> <p>For SKYWATCH WEB the refresh rate is once a day. The information represents data from the assessment selected in the date selector.</p> <p><i>This information is used to determine how many local admin accounts are on accessible the client network</i></p>
Endpoints Reached	<p>Displays the number of endpoints the hopper was able to reach and attach to</p> <p>For SKYWATCH WEB the refresh rate is once a day. The information represents data from the assessment selected in the date selector.</p> <p><i>This information is used to determine how vulnerable the client network is to spreading malware</i></p>
Network Shares Discovered	<p>Displays the number of network shares found during the assessment</p> <p>For SKYWATCH WEB the refresh rate is once a day. The information represents data from the assessment selected in the date selector.</p> <p><i>This information is used to determine how accessible network shares are on the client network</i></p>
Servers Discovered	<p>Displays the number of servers found during the assessment</p>





	<p>For SKYWATCH WEB the refresh rate is once a day. The information represents data from the assessment selected in the date selector.</p> <p><i>This information is used to determine how vulnerable the client network is to spreading malware to servers</i></p>
Domain Admin Accounts Discovered	<p>Displays the number of domain admin accounts found during the assessment</p> <p>For SKYWATCH WEB the refresh rate is once a day. The information represents data from the assessment selected in the date selector.</p> <p><i>This information is used to determine how many domain admin accounts are accessible on the client network</i></p>
Webservers Discovered	<p>Displays the number of web servers found during the assessment</p> <p>For SKYWATCH WEB the refresh rate is once a day. The information represents data from the assessment selected in the date selector.</p> <p><i>This information is used to determine how accessible web servers are on the client network</i></p>
Workstations Discovered	<p>Displays the number of workstations found during the assessment</p> <p>For SKYWATCH WEB the refresh rate is once a day. The information represents data from the assessment selected in the date selector.</p> <p><i>This information is used to determine how accessible workstations are on the client network</i></p>
ON-DEMAND REPORT	<p>This action button will generate the MSS-BAS-LM REPORT based on the data of the dashboard with the corresponding TLP AMBER designation.</p>
HOW TO USER THIS DASHBOARD	<p>Presents this document.</p>

